

2011 WWSU Staff School Climate Questionnaire



1. I get fair recognition and appreciation for my performance from:

	Strongly Disagree	Disagree	Agree	Strongly Agree	Rating Average	Response Count
School Administrators	7.7% (1)	7.7% (1)	38.5% (5)	46.2% (6)	3.23	13
Teachers in your School	0.0% (0)	23.1% (3)	30.8% (4)	46.2% (6)	3.23	13
Parents	10.0% (1)	40.0% (4)	30.0% (3)	20.0% (2)	2.60	10
Supervisory Union-Level Staff	36.4% (4)	18.2% (2)	36.4% (4)	9.1% (1)	2.18	11
School Board Members	36.4% (4)	27.3% (3)	27.3% (3)	9.1% (1)	2.09	11
answered question						13
skipped question						0

2. Most of the school's students:

	Strongly Disagree	Disagree	Agree	Strongly Agree	Rating Average	Response Count
Are eager to learn.	0.0% (0)	23.1% (3)	69.2% (9)	7.7% (1)	2.85	13
Have a positive attitude toward school.	0.0% (0)	7.7% (1)	76.9% (10)	15.4% (2)	3.08	13
Are willing to put effort into learning.	0.0% (0)	16.7% (2)	83.3% (10)	0.0% (0)	2.83	12
answered question						13
skipped question						0

3. The staff promotes an academic learning climate by establishing high expectations for all students.

	Strongly Disagree	Disagree	Agree	Strongly Agree	Rating Average	Response Count
.	15.4% (2)	7.7% (1)	61.5% (8)	15.4% (2)	2.77	13
answered question						13
skipped question						0

4. Morale is high on the part of:

	Strongly Disagree	Disagree	Agree	Strongly Agree	Rating Average	Response Count
Teachers	0.0% (0)	38.5% (5)	38.5% (5)	23.1% (3)	2.85	13
Students	0.0% (0)	23.1% (3)	53.8% (7)	23.1% (3)	3.00	13
Support Staff	7.7% (1)	46.2% (6)	23.1% (3)	23.1% (3)	2.62	13
School Administrators	0.0% (0)	0.0% (0)	83.3% (10)	16.7% (2)	3.17	12
answered question						13
skipped question						0

5. My school is a good place to work.

	Strongly Disagree	Disagree	Agree	Strongly Agree	Rating Average	Response Count
.	0.0% (0)	15.4% (2)	46.2% (6)	38.5% (5)	3.23	13
answered question						13
skipped question						0

6. The staff provides a high quality of education to the students of this community.

	Strongly Disagree	Disagree	Agree	Strongly Agree	Rating Average	Response Count
.	0.0% (0)	15.4% (2)	38.5% (5)	46.2% (6)	3.31	13
answered question						13
skipped question						0

7. I get support when I need it from:

	Strongly Disagree	Disagree	Agree	Strongly Agree	Rating Average	Response Count
School Administrators	7.7% (1)	23.1% (3)	30.8% (4)	38.5% (5)	3.00	13
Department Heads	0.0% (0)	25.0% (1)	50.0% (2)	25.0% (1)	3.00	4
Teachers in your School	0.0% (0)	8.3% (1)	41.7% (5)	50.0% (6)	3.42	12
Parents	0.0% (0)	30.0% (3)	70.0% (7)	0.0% (0)	2.70	10
Supervisory Union-Level Staff	10.0% (1)	30.0% (3)	50.0% (5)	10.0% (1)	2.60	10
School Board Members	11.1% (1)	44.4% (4)	33.3% (3)	11.1% (1)	2.44	9
answered question						13
skipped question						0

8. I am satisfied that the school's building is:

	Strongly Disagree	Disagree	Agree	Strongly Agree	Rating Average	Response Count
Well suited to students' learning needs.	0.0% (0)	15.4% (2)	30.8% (4)	53.8% (7)	3.38	13
Kept as clean as possible.	0.0% (0)	7.7% (1)	7.7% (1)	84.6% (11)	3.77	13
Repaired promptly when needed.	0.0% (0)	0.0% (0)	23.1% (3)	76.9% (10)	3.77	13
answered question						13
skipped question						0

9. My assigned duties and responsibilities are fair and reasonable.

	Strongly Disagree	Disagree	Agree	Strongly Agree	Rating Average	Response Count
.	0.0% (0)	16.7% (2)	50.0% (6)	33.3% (4)	3.17	12
answered question						12
skipped question						1

10. School discipline is handled fairly.

	Strongly Disagree	Disagree	Agree	Strongly Agree	Rating Average	Response Count
.	15.4% (2)	30.8% (4)	46.2% (6)	7.7% (1)	2.46	13
answered question						13
skipped question						0

11. I am satisfied with the quality of leadership provided by:

	Strongly Disagree	Disagree	Agree	Strongly Agree	Rating Average	Response Count
The Superintendent of Schools	0.0% (0)	33.3% (4)	50.0% (6)	16.7% (2)	2.83	12
Other Supervisory Union Administrators	0.0% (0)	9.1% (1)	81.8% (9)	9.1% (1)	3.00	11
School Administrators	7.7% (1)	23.1% (3)	30.8% (4)	38.5% (5)	3.00	13
Teacher Leaders in the School	0.0% (0)	9.1% (1)	45.5% (5)	45.5% (5)	3.36	11
Parent Leaders in the School	0.0% (0)	30.0% (3)	50.0% (5)	20.0% (2)	2.90	10
School Board Members	9.1% (1)	27.3% (3)	54.5% (6)	9.1% (1)	2.64	11
answered question						13
skipped question						0

12. I have confidence that local efforts to improve the quality of education are heading in the right direction.

	Strongly Disagree	Disagree	Agree	Strongly Agree	Rating Average	Response Count
.	8.3% (1)	41.7% (5)	50.0% (6)	0.0% (0)	2.42	12
answered question						12
skipped question						1

13. There is good communication:

	Strongly Disagree	Disagree	Agree	Strongly Agree	Rating Average	Response Count
Among teachers at the same grade level.	0.0% (0)	16.7% (2)	50.0% (6)	33.3% (4)	3.17	12
Among teachers across grade levels.	0.0% (0)	50.0% (6)	50.0% (6)	0.0% (0)	2.50	12
Between teachers and school administrators.	0.0% (0)	30.8% (4)	61.5% (8)	7.7% (1)	2.77	13
Between support staff and school administrators.	10.0% (1)	20.0% (2)	50.0% (5)	20.0% (2)	2.80	10
Between teachers and support staff.	0.0% (0)	7.7% (1)	76.9% (10)	15.4% (2)	3.08	13
Across departments or teams.	0.0% (0)	46.2% (6)	53.8% (7)	0.0% (0)	2.54	13
Between the schools in WWSU.	16.7% (2)	41.7% (5)	41.7% (5)	0.0% (0)	2.25	12
Between teachers and parents.	0.0% (0)	8.3% (1)	83.3% (10)	8.3% (1)	3.00	12
Between school staff and central office staff.	0.0% (0)	27.3% (3)	72.7% (8)	0.0% (0)	2.73	11
answered question						13
skipped question						0

14. Across the curriculum, the staff encourages students to reach high academic standards.

	Strongly Disagree	Disagree	Agree	Strongly Agree	Rating Average	Response Count
.	0.0% (0)	30.8% (4)	53.8% (7)	15.4% (2)	2.85	13
answered question						13
skipped question						0

15. There are clearly stated school rules defining expectations for student behavior.

	Strongly Disagree	Disagree	Agree	Strongly Agree	Rating Average	Response Count
.	0.0% (0)	30.8% (4)	53.8% (7)	15.4% (2)	2.85	13
answered question						13
skipped question						0

16. The staff gives ample information to students concerning:

	Strongly Disagree	Disagree	Agree	Strongly Agree	Rating Average	Response Count
What they are expected to learn.	0.0% (0)	15.4% (2)	61.5% (8)	23.1% (3)	3.08	13
How their work will be judged.	0.0% (0)	8.3% (1)	66.7% (8)	25.0% (3)	3.17	12
How well they are progressing.	0.0% (0)	8.3% (1)	66.7% (8)	25.0% (3)	3.17	12
answered question						13
skipped question						0

17. The staff gives ample information to parents concerning:

	Strongly Disagree	Disagree	Agree	Strongly Agree	Rating Average	Response Count
What their children are expected to learn.	0.0% (0)	8.3% (1)	75.0% (9)	16.7% (2)	3.08	12
How student work will be judged.	0.0% (0)	9.1% (1)	72.7% (8)	18.2% (2)	3.09	11
How their children are progressing.	0.0% (0)	9.1% (1)	63.6% (7)	27.3% (3)	3.18	11
answered question						12
skipped question						1

18. There is adequate parent involvement in the school.

	Strongly Disagree	Disagree	Agree	Strongly Agree	Rating Average	Response Count
.	0.0% (0)	23.1% (3)	76.9% (10)	0.0% (0)	2.77	13
answered question						13
skipped question						0

19. I am satisfied with the procedures for evaluating my performance.

	Strongly Disagree	Disagree	Agree	Strongly Agree	Rating Average	Response Count
.	7.7% (1)	15.4% (2)	61.5% (8)	15.4% (2)	2.85	13
answered question						13
skipped question						0

20. Decision making in this schools is:

	Strongly Disagree	Disagree	Agree	Strongly Agree	Rating Average	Response Count
Clearly interpreted and understood	23.1% (3)	15.4% (2)	53.8% (7)	7.7% (1)	2.46	13
Inclusive of the school community	7.7% (1)	15.4% (2)	61.5% (8)	15.4% (2)	2.85	13
Respectful	0.0% (0)	30.8% (4)	46.2% (6)	23.1% (3)	2.92	13
Fair	15.4% (2)	15.4% (2)	46.2% (6)	23.1% (3)	2.77	13
Pro-active, timely, and consistent	15.4% (2)	30.8% (4)	38.5% (5)	15.4% (2)	2.54	13
Informed.	0.0% (0)	30.8% (4)	53.8% (7)	15.4% (2)	2.85	13
Based on generally agreed upon principles and goals.	0.0% (0)	30.8% (4)	53.8% (7)	15.4% (2)	2.85	13
answered question						13
skipped question						0

21. There is adequate effort to involve all members of the school community (educators, parents, and non-parent community members) in discussions concerning important school goals.

	Strongly Disagree	Disagree	Agree	Strongly Agree	Rating Average	Response Count
.	0.0% (0)	38.5% (5)	38.5% (5)	23.1% (3)	2.85	13
answered question						13
skipped question						0

22. I am satisfied with the opportunities I have to provide input in how funds are spent at my school.

	Strongly Disagree	Disagree	Agree	Strongly Agree	Rating Average	Response Count
.	8.3% (1)	41.7% (5)	41.7% (5)	8.3% (1)	2.50	12
answered question						12
skipped question						1

23. Professional development activities in our school are developed with sufficient input from staff.

	Strongly Disagree	Disagree	Agree	Strongly Agree	Rating Average	Response Count
.	8.3% (1)	58.3% (7)	16.7% (2)	16.7% (2)	2.42	12
answered question						12
skipped question						1

24. Curriculum plans or policies in our school are developed with sufficient input from staff.

	Strongly Disagree	Disagree	Agree	Strongly Agree	Rating Average	Response Count
.	8.3% (1)	25.0% (3)	58.3% (7)	8.3% (1)	2.67	12
answered question						12
skipped question						1

25. Relationships in this school are built on:

	Strongly Disagree	Disagree	Agree	Strongly Agree	Rating Average	Response Count
Honesty	0.0% (0)	16.7% (2)	66.7% (8)	16.7% (2)	3.00	12
Trust	0.0% (0)	25.0% (3)	58.3% (7)	16.7% (2)	2.92	12
Mutual support	0.0% (0)	25.0% (3)	58.3% (7)	16.7% (2)	2.92	12
(Good/positive) Communication	0.0% (0)	25.0% (3)	66.7% (8)	8.3% (1)	2.83	12
Respect	8.3% (1)	8.3% (1)	58.3% (7)	25.0% (3)	3.00	12
Humor	0.0% (0)	8.3% (1)	58.3% (7)	33.3% (4)	3.25	12
answered question						12
skipped question						1





26. Students can and do find at least one adult in this school who they can talk with.

	Strongly Disagree	Disagree	Agree	Strongly Agree	Rating Average	Response Count
.	0.0% (0)	8.3% (1)	58.3% (7)	33.3% (4)	3.25	12
answered question						12
skipped question						1


27. Most of the school's students:

	Strongly Disagree	Disagree	Agree	Strongly Agree	Rating Average	Response Count
Behave with respect toward one another.	7.7% (1)	0.0% (0)	84.6% (11)	7.7% (1)	2.92	13
Behave with respect toward teachers and other adults.	0.0% (0)	15.4% (2)	76.9% (10)	7.7% (1)	2.92	13
answered question						13
skipped question						0




28. I am a:

		Response Percent	Response Count
Classroom Teacher		38.5%	5
Instructional Assistant/Paraeducator		23.1%	3
Certified Staff (other than classroom teacher)		23.1%	3
Other Staff		15.4%	2
answered question			13
skipped question			0

29. I work at:

		Response Percent	Response Count
Crossett Brook Middle School		100.0%	13
Fayston Elementary School		0.0%	0
Harwood Union High School		0.0%	0
Harwood Union Middle School		0.0%	0
Moretown Elementary School		0.0%	0
Thatcher Brook Primary School		0.0%	0
Waitsfield Elementary School		0.0%	0
Warren School		0.0%	0
		answered question	13
		skipped question	0

30. I have been working at this school for:

		Response Percent	Response Count
0-5 years		30.8%	4
6-10 years		15.4%	2
>10 years		53.8%	7
		answered question	13
		skipped question	0

31. If you wish, you may add comments in the box below.

	Response Count
	2
answered question	2
skipped question	11

Page 8, Q31. If you wish, you may add comments in the box below.

1	It was difficult to make generalizations about some of these questions. For example, the questions about the administrators can be answered one way in respect to one administrator and a totally different way in respect to the other administrator.	Mar 28, 2011 9:44 AM
---	--------------------------------------------------------------------------------------------------------------------------------------------------------------------------------------------------------------------------------------------------------	----------------------

2 The school climate is greatly affected by the lack of consistency on the part of the principal to follow established procedures and policies, particularly around discipline. Students are not held to high expectations around behavior, and teachers are not supported when they try to discipline. The students are getting the message that they can get away with a lot and there are very few consequences. The teachers are not backed by the principal, so behavior issues are getting worse. This erodes the morale at our school.

Mar 28, 2011 10:53 AM