




# 2011 Washington West Supervisory Union Parent Survey





## 1. What school does your child attend?

	Response Percent	Response Count
Crossett Brook Middle School	0.0%	0
<b>Fayston Elementary School</b>	<b>100.0%</b>	<b>36</b>
Harwood Union Middle School (Grade 7-8)	0.0%	0
Harwood Union High School (Grade 9-12)	0.0%	0
Moretown Elementary School	0.0%	0
Thatcher Brook Primary School	0.0%	0
Waitsfield Elementary School	0.0%	0
Warren School	0.0%	0
	<b>answered question</b>	<b>36</b>
	<b>skipped question</b>	<b>0</b>



**2. How many of your children attend this school?**

		Response Percent	Response Count
1		66.7%	24
2		30.6%	11
3		2.8%	1
4+		0.0%	0
<b>answered question</b>			<b>36</b>
<b>skipped question</b>			<b>0</b>



**3. The school is a bright and inviting place for children to learn.**

		Response Percent	Response Count
Strongly Agree		58.3%	21
Agree		41.7%	15
Disagree		0.0%	0
Strongly Disagree		0.0%	0
<b>answered question</b>			<b>36</b>
<b>skipped question</b>			<b>0</b>





4. The school administrator(s) set(s) a positive tone and provides effective leadership.

		Response Percent	Response Count
Strongly Agree		45.7%	16
<b>Agree</b>		<b>54.3%</b>	<b>19</b>
Disagree		0.0%	0
Strongly Disagree		0.0%	0
		<b>answered question</b>	<b>35</b>
		<b>skipped question</b>	<b>1</b>




5. The school administrative assistant is helpful and resourceful. (Fayston: Callie Schober. Moretown: Pam Kathan. TBPS: Sue Premore. Waitsfield: Connie Hartshorn. Warren: Laurie Jones. CBMS: Ellen Barillaro. HUMS: Liz Hepp. HUHS: Wendy Gilbert).

		Response Percent	Response Count
Strongly Agree		86.1%	31
Agree		13.9%	5
Disagree		0.0%	0
Strongly Disagree		0.0%	0
No Opinion		0.0%	0
N/A		0.0%	0
		<b>answered question</b>	<b>36</b>
		<b>skipped question</b>	<b>0</b>




6. The school secretary is helpful and resourceful. (TBPS: Faith Raymond. CBMS: Em Lamson; HUHS: Nancy Myrto)

		Response Percent	Response Count
Strongly Agree		29.4%	10
Agree		2.9%	1
Disagree		0.0%	0
Strongly Disagree		0.0%	0
No Opinion		2.9%	1
<b>N/A</b>		<b>64.7%</b>	<b>22</b>
<b>answered question</b>			<b>34</b>
<b>skipped question</b>			<b>2</b>




**7. The school board sets the right direction for the school.**

		Response Percent	Response Count
Strongly Agree		13.9%	5
<b>Agree</b>		<b>80.6%</b>	<b>29</b>
Disagree		5.6%	2
Strongly Disagree		0.0%	0
<b>answered question</b>			<b>36</b>
<b>skipped question</b>			<b>0</b>




**8. Student discipline is handled fairly and effectively.**

		Response Percent	Response Count
Strongly Agree		17.6%	6
<b>Agree</b>		<b>79.4%</b>	<b>27</b>
Disagree		2.9%	1
Strongly Disagree		0.0%	0
<b>answered question</b>			<b>34</b>
<b>skipped question</b>			<b>2</b>




**9. Students are learning useful social skills at school.**

		Response Percent	Response Count
Strongly Agree		25.0%	8
<b>Agree</b>		<b>68.8%</b>	<b>22</b>
Disagree		6.3%	2
Strongly Disagree		0.0%	0
<b>answered question</b>			<b>32</b>
<b>skipped question</b>			<b>4</b>



**10. Staff at school want to know what I think and listen to my concerns when I express them.**

		Response Percent	Response Count
Strongly Agree		40.0%	14
<b>Agree</b>		<b>57.1%</b>	<b>20</b>
Disagree		2.9%	1
Strongly Disagree		0.0%	0
<b>answered question</b>			<b>35</b>
<b>skipped question</b>			<b>1</b>





11. I feel welcomed at school and am treated with respect when I visit or call.

		Response Percent	Response Count
Strongly Agree		55.6%	20
Agree		41.7%	15
Disagree		2.8%	1
Strongly Disagree		0.0%	0
<b>answered question</b>			<b>36</b>
<b>skipped question</b>			<b>0</b>





12. How easy is it to contact someone at school by telephone?

		Response Percent	Response Count
Usually No Problem		85.7%	30
Usually Takes Time		14.3%	5
Difficult		0.0%	0
<b>answered question</b>			<b>35</b>
<b>skipped question</b>			<b>1</b>






**13. Meals served in the school lunch program are satisfying, appealing and nutritious.**

		<b>Response Percent</b>	<b>Response Count</b>
<b>Strongly Agree</b>		<b>60.0%</b>	<b>21</b>
Agree		34.3%	12
Disagree		2.9%	1
Strongly Disagree		0.0%	0
N/A		2.9%	1
		<b>answered question</b>	<b>35</b>
		<b>skipped question</b>	<b>1</b>






**14. Safe and engaging after school activities and programs are offered for my child.**

		<b>Response Percent</b>	<b>Response Count</b>
Strongly Agree		30.6%	11
<b>Agree</b>		<b>50.0%</b>	<b>18</b>
Disagree		5.6%	2
Strongly Disagree		0.0%	0
N/A		13.9%	5
		<b>answered question</b>	<b>36</b>
		<b>skipped question</b>	<b>0</b>





**15. Bus transportation is safe and reliable.**

		Response Percent	Response Count
Strongly Agree		27.8%	10
<b>Agree</b>		<b>52.8%</b>	<b>19</b>
Disagree		2.8%	1
Strongly Disagree		2.8%	1
N/A		13.9%	5
		<b>answered question</b>	<b>36</b>
		<b>skipped question</b>	<b>0</b>



**16. Bus transportation meets my needs.**

		Response Percent	Response Count
Strongly Agree		25.0%	9
<b>Agree</b>		<b>50.0%</b>	<b>18</b>
Disagree		5.6%	2
Strongly Disagree		8.3%	3
N/A		11.1%	4
<b>answered question</b>			<b>36</b>
<b>skipped question</b>			<b>0</b>




**17. Recess is safe and fun for my child.**

		Response Percent	Response Count
Strongly Agree		22.9%	8
<b>Agree</b>		<b>65.7%</b>	<b>23</b>
Disagree		8.6%	3
Strongly Disagree		2.9%	1
<b>answered question</b>			<b>35</b>
<b>skipped question</b>			<b>1</b>




**18. My child knows and follows the rules.**

		Response Percent	Response Count
Strongly Agree		34.3%	12
<b>Agree</b>		<b>65.7%</b>	<b>23</b>
Disagree		0.0%	0
Strongly Disagree		0.0%	0
<b>answered question</b>			<b>35</b>
<b>skipped question</b>			<b>1</b>



**19. My child is appropriately challenged and highly engaged in learning.**

		Response Percent	Response Count
Strongly Agree		25.0%	9
<b>Agree</b>		<b>66.7%</b>	<b>24</b>
Disagree		8.3%	3
Strongly Disagree		0.0%	0
<b>answered question</b>			<b>36</b>
<b>skipped question</b>			<b>0</b>




**20. I like the way the day is scheduled for my child.**

		Response Percent	Response Count
Strongly Agree		22.9%	8
<b>Agree</b>		<b>71.4%</b>	<b>25</b>
Disagree		5.7%	2
Strongly Disagree		0.0%	0
<b>answered question</b>			<b>35</b>
<b>skipped question</b>			<b>1</b>



**21. Parents contribute positively to the school.**

		Response Percent	Response Count
Strongly Agree		35.3%	12
<b>Agree</b>		<b>64.7%</b>	<b>22</b>
Disagree		0.0%	0
Strongly Disagree		0.0%	0
<b>answered question</b>			<b>34</b>
<b>skipped question</b>			<b>2</b>




**22. Report cards tell me what I need to know about my child's progress.**

		Response Percent	Response Count
Strongly Agree		25.0%	9
<b>Agree</b>		<b>72.2%</b>	<b>26</b>
Disagree		2.8%	1
Strongly Disagree		0.0%	0
<b>answered question</b>			<b>36</b>
<b>skipped question</b>			<b>0</b>




**23. Do you have enough information about the school's programs and services? Please list suggestions:**

		Response Percent	Response Count
Yes		97.1%	34
Not Enough		2.9%	1
Comments/Suggestions			5
<b>answered question</b>			<b>35</b>
<b>skipped question</b>			<b>1</b>




**24. School sponsored community events and parent nights are well organized and help me feel connected.**

		Response Percent	Response Count
Strongly Agree		25.0%	9
<b>Agree</b>		<b>69.4%</b>	<b>25</b>
Disagree		5.6%	2
Strongly Disagree		0.0%	0
<b>answered question</b>			<b>36</b>
<b>skipped question</b>			<b>0</b>




**25. I feel I know what's going on in my child's class.**

		Response Percent	Response Count
Stongly agree		24.2%	8
<b>Agree</b>		<b>60.6%</b>	<b>20</b>
Disagree		15.2%	5
Strongly Disagree		0.0%	0
<b>answered question</b>			<b>33</b>
<b>skipped question</b>			<b>3</b>




**26. School newsletters and bulletins keep me informed of school events.**

		Response Percent	Response Count
Strongly Agree		27.8%	10
<b>Agree</b>		<b>63.9%</b>	<b>23</b>
Disagree		8.3%	3
Strongly Disagree		0.0%	0
<b>answered question</b>			<b>36</b>
<b>skipped question</b>			<b>0</b>




**27. Parent teacher conferences help me monitor my child's progress.**

		Response Percent	Response Count
Strongly Agree		31.4%	11
<b>Agree</b>		<b>60.0%</b>	<b>21</b>
Disagree		8.6%	3
Strongly Disagree		0.0%	0
<b>answered question</b>			<b>35</b>
<b>skipped question</b>			<b>1</b>





**28. My child knows what is expected of him/her academically.**

		Response Percent	Response Count
Strongly Agree		22.2%	8
<b>Agree</b>		<b>69.4%</b>	<b>25</b>
Disagree		8.3%	3
Strongly Disagree		0.0%	0
<b>answered question</b>			<b>36</b>
<b>skipped question</b>			<b>0</b>





**29. The school holds high expectations for the quality of work done by the children.**

		Response Percent	Response Count
Strongly Agree		26.5%	9
<b>Agree</b>		<b>70.6%</b>	<b>24</b>
Disagree		2.9%	1
Strongly Disagree		0.0%	0
<b>answered question</b>			<b>34</b>
<b>skipped question</b>			<b>2</b>




**30. The amount of classwork that is expected from my child is appropriate.**

		Response Percent	Response Count
Too much		5.6%	2
<b>Just right</b>		<b>80.6%</b>	<b>29</b>
Not enough		8.3%	3
Not sure		5.6%	2
<b>answered question</b>			<b>36</b>
<b>skipped question</b>			<b>0</b>




**31. The amount and type of homework assigned is appropriate for my child's age.**

		Response Percent	Response Count
Too much		5.9%	2
<b>Just right</b>		<b>76.5%</b>	<b>26</b>
Not enough		8.8%	3
Not sure		8.8%	3
<b>answered question</b>			<b>34</b>
<b>skipped question</b>			<b>2</b>




**32. My child is recognized for his/her effort and quality of work.**

		Response Percent	Response Count
Strongly Agree		20.0%	7
<b>Agree</b>		<b>65.7%</b>	<b>23</b>
Disagree		14.3%	5
Strongly Disagree		0.0%	0
<b>answered question</b>			<b>35</b>
<b>skipped question</b>			<b>1</b>




**33. My child feels safe at school.**

		Response Percent	Response Count
Strongly Agree		30.6%	11
<b>Agree</b>		<b>61.1%</b>	<b>22</b>
Disagree		8.3%	3
Strongly Disagree		0.0%	0
<b>answered question</b>			<b>36</b>
<b>skipped question</b>			<b>0</b>





**34. My child wants to come to school every day.**

		Response Percent	Response Count
Strongly Agree		11.4%	4
<b>Agree</b>		<b>65.7%</b>	<b>23</b>
Disagree		22.9%	8
Strongly Disagree		0.0%	0
<b>answered question</b>			<b>35</b>
<b>skipped question</b>			<b>1</b>

**35. My child likes his/her teachers.**

		Response Percent	Response Count
Strongly Agree		41.2%	14
<b>Agree</b>		<b>52.9%</b>	<b>18</b>
Disagree		5.9%	2
Strongly Disagree		0.0%	0
<b>answered question</b>			<b>34</b>
<b>skipped question</b>			<b>2</b>

**36. I have been able to make arrangements that work for my child during the early release days.**

		Response Percent	Response Count
Strongly Agree		19.4%	7
<b>Agree</b>		<b>63.9%</b>	<b>23</b>
Disagree		11.1%	4
Strongly Disagree		5.6%	2
<b>answered question</b>			<b>36</b>
<b>skipped question</b>			<b>0</b>

**37. Please share any additional comments you have about your child's school.**

	Response Count
	10
<b>answered question</b>	<b>10</b>
<b>skipped question</b>	<b>26</b>

**Q23. Do you have enough information about the school's programs and services? Please list suggestions:**

1	It would be great to see elementary school children get more recess time and P.E. every day of the week.	Mar 14, 2011 2:32 PM
2	I spend time at the school volunteer for a committee and do 4 Winds I find that the school is very welcoming I am aware of what is going on, I spend one morning a week during math time so I am aware of the new teaching methods for math and attend two morning meetings per week if possible I feel that time spent at school keeps me informed about what my child is learning each week therefore we can expand on it at home or in the car. Be involved without being overbearing that is the challenge!	Mar 14, 2011 7:45 PM
3	Some parents do not have access to internet. Suggest a flyer to come home regarding after school programs.	Mar 16, 2011 9:10 AM
4	Look forward to more guidance counselor offerings for my daughter	Mar 16, 2011 10:42 AM
5	special needs services	Mar 16, 2011 11:19 AM

**Q37. Please share any additional comments you have about your child's school.**

1	On food options - vegetarian choices could be better. Also, art/music curriculum could be more interesting and fun.	Mar 14, 2011 2:20 PM
2	I do not like having the child present during teacher conferences; it feels like an individual open house rather than a true conference. I'd prefer conferences without the child present. I also find the early release days inconvenient for working parents.	Mar 14, 2011 2:24 PM
3	I think there should be a strong anti-bullying curriculum, even more than what Responsive Classroom offers, beginning in Kindergarten.	Mar 14, 2011 2:48 PM
4	New principal not showing leadership to families or at school presentations. She should take some classes in public speaking. Upper grade teacher not communicating with parents or students effectively.	Mar 14, 2011 3:15 PM
5	There should be a consistent Valley-wide schedule for Pre-K and Kindergarten children.	Mar 14, 2011 3:44 PM
6	School is great. Really need a solution for the parking lot (ie construction). PE afterschool activities are excellent. Would love music lessons during the day as it used to be. More emphasis on music. Lunches are great.	Mar 14, 2011 3:53 PM
7	We love Fayston School Chris Dodge was in getting Fayston back on track and Cathryn Hayes has stepped right in to keep us there. I enjoy working with her, she seems like a good fit for Fayston	Mar 14, 2011 7:45 PM
8	i wish the school day started a little later. 8-3 would be perfect!	Mar 14, 2011 9:24 PM
9	There are exceptional teachers at Fayston and then there are some that are on the other end of the spectrum. It is almost impossible to give a full picture with a survey like this. If I had been able to do this "by teacher" then some of the results would be very different. Instead, since the majority are great, I replied based on that, not the individual.	Mar 15, 2011 8:24 AM
10	I would love to see more cooperation/student mentoring between the older students and the younger ones. Would also like to see ongoing and very visible work on building and maintaining a climate that does not tolerate bullying and meanness between students. I do feel like there is a bit of a problem in this area this year and have heard similar comments from other parents.	Mar 23, 2011 10:38 AM