

2011 WWSU Staff School Climate Questionnaire



1. I get fair recognition and appreciation for my performance from:

	Strongly Disagree	Disagree	Agree	Strongly Agree	Rating Average	Response Count
School Administrators	0.0% (0)	11.1% (2)	50.0% (9)	38.9% (7)	3.28	18
Teachers in your School	0.0% (0)	5.3% (1)	63.2% (12)	31.6% (6)	3.26	19
Parents	0.0% (0)	0.0% (0)	94.4% (17)	5.6% (1)	3.06	18
Supervisory Union-Level Staff	11.8% (2)	35.3% (6)	47.1% (8)	5.9% (1)	2.47	17
School Board Members	5.9% (1)	23.5% (4)	58.8% (10)	11.8% (2)	2.76	17
answered question						19
skipped question						0

2. Most of the school's students:

	Strongly Disagree	Disagree	Agree	Strongly Agree	Rating Average	Response Count
Are eager to learn.	0.0% (0)	0.0% (0)	84.2% (16)	15.8% (3)	3.16	19
Have a positive attitude toward school.	0.0% (0)	0.0% (0)	78.9% (15)	21.1% (4)	3.21	19
Are willing to put effort into learning.	0.0% (0)	5.3% (1)	78.9% (15)	15.8% (3)	3.11	19
answered question						19
skipped question						0

3. The staff promotes an academic learning climate by establishing high expectations for all students.

	Strongly Disagree	Disagree	Agree	Strongly Agree	Rating Average	Response Count
.	0.0% (0)	5.3% (1)	52.6% (10)	42.1% (8)	3.37	19
answered question						19
skipped question						0

4. Morale is high on the part of:

	Strongly Disagree	Disagree	Agree	Strongly Agree	Rating Average	Response Count
Teachers	0.0% (0)	5.3% (1)	57.9% (11)	36.8% (7)	3.32	19
Students	0.0% (0)	0.0% (0)	84.2% (16)	15.8% (3)	3.16	19
Support Staff	0.0% (0)	10.5% (2)	73.7% (14)	15.8% (3)	3.05	19
School Administrators	0.0% (0)	5.6% (1)	66.7% (12)	27.8% (5)	3.22	18
answered question						19
skipped question						0

5. My school is a good place to work.

	Strongly Disagree	Disagree	Agree	Strongly Agree	Rating Average	Response Count
.	0.0% (0)	5.3% (1)	42.1% (8)	52.6% (10)	3.47	19
answered question						19
skipped question						0

6. The staff provides a high quality of education to the students of this community.

	Strongly Disagree	Disagree	Agree	Strongly Agree	Rating Average	Response Count
.	0.0% (0)	0.0% (0)	42.1% (8)	57.9% (11)	3.58	19
answered question						19
skipped question						0

7. I get support when I need it from:

	Strongly Disagree	Disagree	Agree	Strongly Agree	Rating Average	Response Count
School Administrators	0.0% (0)	6.3% (1)	62.5% (10)	31.3% (5)	3.25	16
Department Heads	0.0% (0)	10.0% (1)	80.0% (8)	10.0% (1)	3.00	10
Teachers in your School	0.0% (0)	0.0% (0)	61.1% (11)	38.9% (7)	3.39	18
Parents	0.0% (0)	6.3% (1)	87.5% (14)	6.3% (1)	3.00	16
Supervisory Union-Level Staff	0.0% (0)	14.3% (2)	85.7% (12)	0.0% (0)	2.86	14
School Board Members	7.1% (1)	7.1% (1)	85.7% (12)	0.0% (0)	2.79	14
answered question						18
skipped question						1

8. I am satisfied that the school's building is:

	Strongly Disagree	Disagree	Agree	Strongly Agree	Rating Average	Response Count
Well suited to students' learning needs.	0.0% (0)	5.6% (1)	72.2% (13)	22.2% (4)	3.17	18
Kept as clean as possible.	0.0% (0)	0.0% (0)	66.7% (12)	33.3% (6)	3.33	18
Repaired promptly when needed.	0.0% (0)	0.0% (0)	66.7% (12)	33.3% (6)	3.33	18
answered question						18
skipped question						1

9. My assigned duties and responsibilities are fair and reasonable.

	Strongly Disagree	Disagree	Agree	Strongly Agree	Rating Average	Response Count
.	0.0% (0)	11.1% (2)	77.8% (14)	11.1% (2)	3.00	18
answered question						18
skipped question						1

10. School discipline is handled fairly.

	Strongly Disagree	Disagree	Agree	Strongly Agree	Rating Average	Response Count
.	0.0% (0)	11.8% (2)	70.6% (12)	17.6% (3)	3.06	17
answered question						17
skipped question						2

11. I am satisfied with the quality of leadership provided by:

	Strongly Disagree	Disagree	Agree	Strongly Agree	Rating Average	Response Count
The Superintendent of Schools	5.9% (1)	5.9% (1)	70.6% (12)	17.6% (3)	3.00	17
Other Supervisory Union Administrators	0.0% (0)	11.1% (2)	83.3% (15)	5.6% (1)	2.94	18
School Administrators	0.0% (0)	11.8% (2)	58.8% (10)	29.4% (5)	3.18	17
Teacher Leaders in the School	0.0% (0)	6.3% (1)	56.3% (9)	37.5% (6)	3.31	16
Parent Leaders in the School	0.0% (0)	7.7% (1)	69.2% (9)	23.1% (3)	3.15	13
School Board Members	0.0% (0)	5.9% (1)	82.4% (14)	11.8% (2)	3.06	17
answered question						19
skipped question						0

12. I have confidence that local efforts to improve the quality of education are heading in the right direction.

	Strongly Disagree	Disagree	Agree	Strongly Agree	Rating Average	Response Count
.	0.0% (0)	11.1% (2)	61.1% (11)	27.8% (5)	3.17	18
answered question						18
skipped question						1

13. There is good communication:

	Strongly Disagree	Disagree	Agree	Strongly Agree	Rating Average	Response Count
Among teachers at the same grade level.	0.0% (0)	5.3% (1)	52.6% (10)	42.1% (8)	3.37	19
Among teachers across grade levels.	0.0% (0)	21.1% (4)	52.6% (10)	26.3% (5)	3.05	19
Between teachers and school administrators.	0.0% (0)	10.5% (2)	52.6% (10)	36.8% (7)	3.26	19
Between support staff and school administrators.	0.0% (0)	20.0% (3)	73.3% (11)	6.7% (1)	2.87	15
Between teachers and support staff.	5.6% (1)	5.6% (1)	61.1% (11)	27.8% (5)	3.11	18
Across departments or teams.	0.0% (0)	6.7% (1)	73.3% (11)	20.0% (3)	3.13	15
Between the schools in WWSU.	5.3% (1)	42.1% (8)	52.6% (10)	0.0% (0)	2.47	19
Between teachers and parents.	0.0% (0)	0.0% (0)	73.7% (14)	26.3% (5)	3.26	19
Between school staff and central office staff.	0.0% (0)	31.3% (5)	62.5% (10)	6.3% (1)	2.75	16
answered question						19
skipped question						0

14. Across the curriculum, the staff encourages students to reach high academic standards.

	Strongly Disagree	Disagree	Agree	Strongly Agree	Rating Average	Response Count
.	0.0% (0)	0.0% (0)	66.7% (12)	33.3% (6)	3.33	18
answered question						18
skipped question						1

15. There are clearly stated school rules defining expectations for student behavior.

	Strongly Disagree	Disagree	Agree	Strongly Agree	Rating Average	Response Count
.	0.0% (0)	0.0% (0)	72.2% (13)	27.8% (5)	3.28	18
answered question						18
skipped question						1

16. The staff gives ample information to students concerning:

	Strongly Disagree	Disagree	Agree	Strongly Agree	Rating Average	Response Count
What they are expected to learn.	0.0% (0)	5.3% (1)	63.2% (12)	31.6% (6)	3.26	19
How their work will be judged.	0.0% (0)	0.0% (0)	84.2% (16)	15.8% (3)	3.16	19
How well they are progressing.	0.0% (0)	0.0% (0)	73.7% (14)	26.3% (5)	3.26	19
answered question						19
skipped question						0

17. The staff gives ample information to parents concerning:

	Strongly Disagree	Disagree	Agree	Strongly Agree	Rating Average	Response Count
What their children are expected to learn.	0.0% (0)	0.0% (0)	68.4% (13)	31.6% (6)	3.32	19
How student work will be judged.	0.0% (0)	0.0% (0)	83.3% (15)	16.7% (3)	3.17	18
How their children are progressing.	0.0% (0)	0.0% (0)	72.2% (13)	27.8% (5)	3.28	18
answered question						19
skipped question						0

18. There is adequate parent involvement in the school.

	Strongly Disagree	Disagree	Agree	Strongly Agree	Rating Average	Response Count
.	0.0% (0)	5.6% (1)	55.6% (10)	38.9% (7)	3.33	18
answered question						18
skipped question						1

19. I am satisfied with the procedures for evaluating my performance.

	Strongly Disagree	Disagree	Agree	Strongly Agree	Rating Average	Response Count
.	6.3% (1)	0.0% (0)	81.3% (13)	12.5% (2)	3.00	16
answered question						16
skipped question						3

20. Decision making in this schools is:

	Strongly Disagree	Disagree	Agree	Strongly Agree	Rating Average	Response Count
Clearly interpreted and understood	5.9% (1)	0.0% (0)	82.4% (14)	11.8% (2)	3.00	17
Inclusive of the school community	5.3% (1)	5.3% (1)	63.2% (12)	26.3% (5)	3.11	19
Respectful	0.0% (0)	5.3% (1)	57.9% (11)	36.8% (7)	3.32	19
Fair	0.0% (0)	5.3% (1)	63.2% (12)	31.6% (6)	3.26	19
Pro-active, timely, and consistent	0.0% (0)	22.2% (4)	55.6% (10)	22.2% (4)	3.00	18
Informed.	0.0% (0)	5.3% (1)	73.7% (14)	21.1% (4)	3.16	19
Based on generally agreed upon principles and goals.	0.0% (0)	5.3% (1)	68.4% (13)	26.3% (5)	3.21	19
answered question						19
skipped question						0

21. There is adequate effort to involve all members of the school community (educators, parents, and non-parent community members) in discussions concerning important school goals.

	Strongly Disagree	Disagree	Agree	Strongly Agree	Rating Average	Response Count
.	0.0% (0)	5.3% (1)	68.4% (13)	26.3% (5)	3.21	19
answered question						19
skipped question						0

22. I am satisfied with the opportunities I have to provide input in how funds are spent at my school.

	Strongly Disagree	Disagree	Agree	Strongly Agree	Rating Average	Response Count
.	0.0% (0)	5.6% (1)	77.8% (14)	16.7% (3)	3.11	18
answered question						18
skipped question						1

23. Professional development activities in our school are developed with sufficient input from staff.

	Strongly Disagree	Disagree	Agree	Strongly Agree	Rating Average	Response Count
.	0.0% (0)	26.3% (5)	63.2% (12)	10.5% (2)	2.84	19
answered question						19
skipped question						0

24. Curriculum plans or policies in our school are developed with sufficient input from staff.

	Strongly Disagree	Disagree	Agree	Strongly Agree	Rating Average	Response Count
.	0.0% (0)	5.9% (1)	76.5% (13)	17.6% (3)	3.12	17
answered question						17
skipped question						2

25. Relationships in this school are built on:

	Strongly Disagree	Disagree	Agree	Strongly Agree	Rating Average	Response Count
Honesty	0.0% (0)	5.3% (1)	57.9% (11)	36.8% (7)	3.32	19
Trust	0.0% (0)	5.3% (1)	57.9% (11)	36.8% (7)	3.32	19
Mutual support	0.0% (0)	5.3% (1)	57.9% (11)	36.8% (7)	3.32	19
(Good/positive) Communication	0.0% (0)	0.0% (0)	72.2% (13)	27.8% (5)	3.28	18
Respect	0.0% (0)	5.3% (1)	63.2% (12)	31.6% (6)	3.26	19
Humor	0.0% (0)	0.0% (0)	68.4% (13)	31.6% (6)	3.32	19
answered question						19
skipped question						0





26. Students can and do find at least one adult in this school who they can talk with.

	Strongly Disagree	Disagree	Agree	Strongly Agree	Rating Average	Response Count
.	0.0% (0)	0.0% (0)	68.4% (13)	31.6% (6)	3.32	19
answered question						19
skipped question						0


27. Most of the school's students:

	Strongly Disagree	Disagree	Agree	Strongly Agree	Rating Average	Response Count
Behave with respect toward one another.	0.0% (0)	15.8% (3)	73.7% (14)	10.5% (2)	2.95	19
Behave with respect toward teachers and other adults.	0.0% (0)	10.5% (2)	78.9% (15)	10.5% (2)	3.00	19
answered question						19
skipped question						0




28. I am a:

		Response Percent	Response Count
Classroom Teacher		36.8%	7
Instructional Assistant/Paraeducator		10.5%	2
Certified Staff (other than classroom teacher)		36.8%	7
Other Staff		15.8%	3
answered question			19
skipped question			0

29. I work at:

		Response Percent	Response Count
Crossett Brook Middle School		0.0%	0
Fayston Elementary School		100.0%	19
Harwood Union High School		0.0%	0
Harwood Union Middle School		0.0%	0
Moretown Elementary School		0.0%	0
Thatcher Brook Primary School		0.0%	0
Waitsfield Elementary School		0.0%	0
Warren School		0.0%	0
		answered question	19
		skipped question	0

30. I have been working at this school for:

		Response Percent	Response Count
0-5 years		44.4%	8
6-10 years		27.8%	5
>10 years		27.8%	5
		answered question	18
		skipped question	1

31. If you wish, you may add comments in the box below.

	Response Count
	3
answered question	3
skipped question	16

Page 8, Q31. If you wish, you may add comments in the box below.

1	Fayston school is a wonderful and supportive place to work!	Mar 16, 2011 10:41 AM
2	I do not like this rating scale - it's either agree or disagree. I would prefer a number scale (1-5) because that would be more informative. I do not feel that administrative communication occurs in a timely fashion. I also do not think that new staff have been sufficiently orientated to the "ins and outs" of our school.	Mar 23, 2011 11:05 AM
3	I find this questionnaire challenging to answer because I could not always go with either Agree or Disagree. There are many differences between varying grade levels that made it tough to answer all accurately. This year has been very different and some issues may be; 1. The communication between administration and staff sometime lacks consistency, may be delayed or incomplete. 2. Supervisory involvement between administration and classroom environments & teachers would benefit, for student growth. 3. Support for staff who are overloaded or in need of a listening ear or help. 4. More time for team work/communication between staff, whether grade to grade or between grades. 5. Academic work time has been cut due to the many new programs and activities during the day. Schedules can be a problem.	Mar 25, 2011 2:43 PM