

2011 WWSU Staff School Climate Questionnaire



1. I get fair recognition and appreciation for my performance from:

	Strongly Disagree	Disagree	Agree	Strongly Agree	Rating Average	Response Count
School Administrators	0.0% (0)	9.1% (1)	54.5% (6)	36.4% (4)	3.27	11
Teachers in your School	0.0% (0)	0.0% (0)	63.6% (7)	36.4% (4)	3.36	11
Parents	0.0% (0)	36.4% (4)	54.5% (6)	9.1% (1)	2.73	11
Supervisory Union-Level Staff	12.5% (1)	25.0% (2)	62.5% (5)	0.0% (0)	2.50	8
School Board Members	22.2% (2)	55.6% (5)	22.2% (2)	0.0% (0)	2.00	9
answered question						11
skipped question						0

2. Most of the school's students:

	Strongly Disagree	Disagree	Agree	Strongly Agree	Rating Average	Response Count
Are eager to learn.	0.0% (0)	36.4% (4)	63.6% (7)	0.0% (0)	2.64	11
Have a positive attitude toward school.	0.0% (0)	9.1% (1)	90.9% (10)	0.0% (0)	2.91	11
Are willing to put effort into learning.	0.0% (0)	27.3% (3)	72.7% (8)	0.0% (0)	2.73	11
answered question						11
skipped question						0

3. The staff promotes an academic learning climate by establishing high expectations for all students.

	Strongly Disagree	Disagree	Agree	Strongly Agree	Rating Average	Response Count
.	0.0% (0)	27.3% (3)	63.6% (7)	9.1% (1)	2.82	11
answered question						11
skipped question						0

4. Morale is high on the part of:

	Strongly Disagree	Disagree	Agree	Strongly Agree	Rating Average	Response Count
Teachers	0.0% (0)	30.0% (3)	70.0% (7)	0.0% (0)	2.70	10
Students	0.0% (0)	10.0% (1)	90.0% (9)	0.0% (0)	2.90	10
Support Staff	12.5% (1)	37.5% (3)	50.0% (4)	0.0% (0)	2.38	8
School Administrators	0.0% (0)	25.0% (2)	75.0% (6)	0.0% (0)	2.75	8
answered question						10
skipped question						1

5. My school is a good place to work.

	Strongly Disagree	Disagree	Agree	Strongly Agree	Rating Average	Response Count
.	0.0% (0)	0.0% (0)	45.5% (5)	54.5% (6)	3.55	11
answered question						11
skipped question						0

6. The staff provides a high quality of education to the students of this community.

	Strongly Disagree	Disagree	Agree	Strongly Agree	Rating Average	Response Count
.	0.0% (0)	0.0% (0)	63.6% (7)	36.4% (4)	3.36	11
answered question						11
skipped question						0

7. I get support when I need it from:

	Strongly Disagree	Disagree	Agree	Strongly Agree	Rating Average	Response Count
School Administrators	0.0% (0)	0.0% (0)	36.4% (4)	63.6% (7)	3.64	11
Department Heads	0.0% (0)	9.1% (1)	36.4% (4)	54.5% (6)	3.45	11
Teachers in your School	0.0% (0)	9.1% (1)	36.4% (4)	54.5% (6)	3.45	11
Parents	0.0% (0)	0.0% (0)	90.9% (10)	9.1% (1)	3.09	11
Supervisory Union-Level Staff	12.5% (1)	12.5% (1)	75.0% (6)	0.0% (0)	2.63	8
School Board Members	12.5% (1)	37.5% (3)	50.0% (4)	0.0% (0)	2.38	8
answered question						11
skipped question						0

8. I am satisfied that the school's building is:

	Strongly Disagree	Disagree	Agree	Strongly Agree	Rating Average	Response Count
Well suited to students' learning needs.	0.0% (0)	0.0% (0)	81.8% (9)	18.2% (2)	3.18	11
Kept as clean as possible.	0.0% (0)	27.3% (3)	54.5% (6)	18.2% (2)	2.91	11
Repaired promptly when needed.	0.0% (0)	9.1% (1)	90.9% (10)	0.0% (0)	2.91	11
answered question						11
skipped question						0

9. My assigned duties and responsibilities are fair and reasonable.

	Strongly Disagree	Disagree	Agree	Strongly Agree	Rating Average	Response Count
.	0.0% (0)	18.2% (2)	54.5% (6)	27.3% (3)	3.09	11
answered question						11
skipped question						0

10. School discipline is handled fairly.

	Strongly Disagree	Disagree	Agree	Strongly Agree	Rating Average	Response Count
.	0.0% (0)	36.4% (4)	54.5% (6)	9.1% (1)	2.73	11
answered question						11
skipped question						0

11. I am satisfied with the quality of leadership provided by:

	Strongly Disagree	Disagree	Agree	Strongly Agree	Rating Average	Response Count
The Superintendent of Schools	0.0% (0)	11.1% (1)	88.9% (8)	0.0% (0)	2.89	9
Other Supervisory Union Administrators	0.0% (0)	28.6% (2)	71.4% (5)	0.0% (0)	2.71	7
School Administrators	0.0% (0)	9.1% (1)	72.7% (8)	18.2% (2)	3.09	11
Teacher Leaders in the School	0.0% (0)	9.1% (1)	63.6% (7)	27.3% (3)	3.18	11
Parent Leaders in the School	0.0% (0)	0.0% (0)	83.3% (5)	16.7% (1)	3.17	6
School Board Members	0.0% (0)	42.9% (3)	57.1% (4)	0.0% (0)	2.57	7
answered question						11
skipped question						0

12. I have confidence that local efforts to improve the quality of education are heading in the right direction.

	Strongly Disagree	Disagree	Agree	Strongly Agree	Rating Average	Response Count
.	0.0% (0)	10.0% (1)	60.0% (6)	30.0% (3)	3.20	10
answered question						10
skipped question						1

13. There is good communication:

	Strongly Disagree	Disagree	Agree	Strongly Agree	Rating Average	Response Count
Among teachers at the same grade level.	0.0% (0)	27.3% (3)	36.4% (4)	36.4% (4)	3.09	11
Among teachers across grade levels.	0.0% (0)	45.5% (5)	54.5% (6)	0.0% (0)	2.55	11
Between teachers and school administrators.	0.0% (0)	18.2% (2)	81.8% (9)	0.0% (0)	2.82	11
Between support staff and school administrators.	0.0% (0)	25.0% (1)	75.0% (3)	0.0% (0)	2.75	4
Between teachers and support staff.	0.0% (0)	10.0% (1)	90.0% (9)	0.0% (0)	2.90	10
Across departments or teams.	0.0% (0)	50.0% (5)	50.0% (5)	0.0% (0)	2.50	10
Between the schools in WWSU.	10.0% (1)	60.0% (6)	30.0% (3)	0.0% (0)	2.20	10
Between teachers and parents.	0.0% (0)	18.2% (2)	81.8% (9)	0.0% (0)	2.82	11
Between school staff and central office staff.	0.0% (0)	33.3% (2)	66.7% (4)	0.0% (0)	2.67	6
answered question						11
skipped question						0

14. Across the curriculum, the staff encourages students to reach high academic standards.

	Strongly Disagree	Disagree	Agree	Strongly Agree	Rating Average	Response Count
.	0.0% (0)	18.2% (2)	63.6% (7)	18.2% (2)	3.00	11
answered question						11
skipped question						0

15. There are clearly stated school rules defining expectations for student behavior.

	Strongly Disagree	Disagree	Agree	Strongly Agree	Rating Average	Response Count
.	0.0% (0)	27.3% (3)	54.5% (6)	18.2% (2)	2.91	11
answered question						11
skipped question						0

16. The staff gives ample information to students concerning:

	Strongly Disagree	Disagree	Agree	Strongly Agree	Rating Average	Response Count
What they are expected to learn.	0.0% (0)	18.2% (2)	45.5% (5)	36.4% (4)	3.18	11
How their work will be judged.	0.0% (0)	18.2% (2)	36.4% (4)	45.5% (5)	3.27	11
How well they are progressing.	0.0% (0)	18.2% (2)	54.5% (6)	27.3% (3)	3.09	11
answered question						11
skipped question						0

17. The staff gives ample information to parents concerning:

	Strongly Disagree	Disagree	Agree	Strongly Agree	Rating Average	Response Count
What their children are expected to learn.	0.0% (0)	18.2% (2)	54.5% (6)	27.3% (3)	3.09	11
How student work will be judged.	0.0% (0)	27.3% (3)	45.5% (5)	27.3% (3)	3.00	11
How their children are progressing.	0.0% (0)	9.1% (1)	63.6% (7)	27.3% (3)	3.18	11
answered question						11
skipped question						0

18. There is adequate parent involvement in the school.

	Strongly Disagree	Disagree	Agree	Strongly Agree	Rating Average	Response Count
.	0.0% (0)	9.1% (1)	81.8% (9)	9.1% (1)	3.00	11
answered question						11
skipped question						0

19. I am satisfied with the procedures for evaluating my performance.

	Strongly Disagree	Disagree	Agree	Strongly Agree	Rating Average	Response Count
.	9.1% (1)	0.0% (0)	81.8% (9)	9.1% (1)	2.91	11
answered question						11
skipped question						0

20. Decision making in this schools is:

	Strongly Disagree	Disagree	Agree	Strongly Agree	Rating Average	Response Count
Clearly interpreted and understood	0.0% (0)	10.0% (1)	60.0% (6)	30.0% (3)	3.20	10
Inclusive of the school community	0.0% (0)	10.0% (1)	60.0% (6)	30.0% (3)	3.20	10
Respectful	0.0% (0)	0.0% (0)	63.6% (7)	36.4% (4)	3.36	11
Fair	0.0% (0)	9.1% (1)	54.5% (6)	36.4% (4)	3.27	11
Pro-active, timely, and consistent	0.0% (0)	30.0% (3)	50.0% (5)	20.0% (2)	2.90	10
Informed.	0.0% (0)	9.1% (1)	54.5% (6)	36.4% (4)	3.27	11
Based on generally agreed upon principles and goals.	0.0% (0)	0.0% (0)	70.0% (7)	30.0% (3)	3.30	10
answered question						11
skipped question						0

21. There is adequate effort to involve all members of the school community (educators, parents, and non-parent community members) in discussions concerning important school goals.

	Strongly Disagree	Disagree	Agree	Strongly Agree	Rating Average	Response Count
.	0.0% (0)	18.2% (2)	45.5% (5)	36.4% (4)	3.18	11
answered question						11
skipped question						0

22. I am satisfied with the opportunities I have to provide input in how funds are spent at my school.

	Strongly Disagree	Disagree	Agree	Strongly Agree	Rating Average	Response Count
.	0.0% (0)	20.0% (2)	60.0% (6)	20.0% (2)	3.00	10
answered question						10
skipped question						1

23. Professional development activities in our school are developed with sufficient input from staff.

	Strongly Disagree	Disagree	Agree	Strongly Agree	Rating Average	Response Count
.	0.0% (0)	9.1% (1)	72.7% (8)	18.2% (2)	3.09	11
answered question						11
skipped question						0

24. Curriculum plans or policies in our school are developed with sufficient input from staff.

	Strongly Disagree	Disagree	Agree	Strongly Agree	Rating Average	Response Count
.	0.0% (0)	9.1% (1)	72.7% (8)	18.2% (2)	3.09	11
answered question						11
skipped question						0

25. Relationships in this school are built on:

	Strongly Disagree	Disagree	Agree	Strongly Agree	Rating Average	Response Count
Honesty	0.0% (0)	0.0% (0)	63.6% (7)	36.4% (4)	3.36	11
Trust	0.0% (0)	0.0% (0)	63.6% (7)	36.4% (4)	3.36	11
Mutual support	0.0% (0)	9.1% (1)	45.5% (5)	45.5% (5)	3.36	11
(Good/positive) Communication	0.0% (0)	0.0% (0)	63.6% (7)	36.4% (4)	3.36	11
Respect	0.0% (0)	0.0% (0)	63.6% (7)	36.4% (4)	3.36	11
Humor	0.0% (0)	0.0% (0)	63.6% (7)	36.4% (4)	3.36	11
answered question						11
skipped question						0




26. Students can and do find at least one adult in this school who they can talk with.

	Strongly Disagree	Disagree	Agree	Strongly Agree	Rating Average	Response Count
.	0.0% (0)	20.0% (2)	60.0% (6)	20.0% (2)	3.00	10
answered question						10
skipped question						1


27. Most of the school's students:

	Strongly Disagree	Disagree	Agree	Strongly Agree	Rating Average	Response Count
Behave with respect toward one another.	0.0% (0)	9.1% (1)	90.9% (10)	0.0% (0)	2.91	11
Behave with respect toward teachers and other adults.	0.0% (0)	18.2% (2)	81.8% (9)	0.0% (0)	2.82	11
answered question						11
skipped question						0




28. I am a:

		Response Percent	Response Count
Classroom Teacher		81.8%	9
Instructional Assistant/Paraeducator		0.0%	0
Certified Staff (other than classroom teacher)		9.1%	1
Other Staff		9.1%	1
answered question			11
skipped question			0

29. I work at:

		Response Percent	Response Count
Crossett Brook Middle School		0.0%	0
Fayston Elementary School		0.0%	0
Harwood Union High School		0.0%	0
Harwood Union Middle School		100.0%	11
Moretown Elementary School		0.0%	0
Thatcher Brook Primary School		0.0%	0
Waitsfield Elementary School		0.0%	0
Warren School		0.0%	0
		answered question	11
		skipped question	0

30. I have been working at this school for:

		Response Percent	Response Count
0-5 years		18.2%	2
6-10 years		36.4%	4
>10 years		45.5%	5
		answered question	11
		skipped question	0

31. If you wish, you may add comments in the box below.

	Response Count
	6
answered question	6
skipped question	5

Page 8, Q31. If you wish, you may add comments in the box below.

1	I would like to applaud everyone for hard work including most students. I feel the leadership at Harwood is challenged by being over-scheduled.	Mar 28, 2011 8:34 AM
2	It is difficult to answer these surveys on a school-wide basis. Middle school may be very different from high school and departments may vary greatly.	Mar 28, 2011 12:09 PM
3	When the questions were asked regarding "staff" I answered as an individual.	Mar 28, 2011 12:38 PM
4	That is a very difficult survey to complete. The questions suggest responses that are riddled with nuances and exceptions, so "Agree" and "Disagree" are difficult to choose between. A rating scale to indicate to what degree would be an easier way to respond to most of those questions -- or in narrative form -- some way to express answers that are not black and white. .	Mar 28, 2011 2:29 PM
5	I answered questions referring to "staff" about myself only. I find many of these questions hard to answer without commenting. Some "agree" answers are most of the time but not always, but there's not an option for that.	Mar 28, 2011 4:23 PM
6	there should be more options for responses. Everything isn't answered by the available choices.	Mar 29, 2011 12:33 PM