





2011 Washington West Supervisory Union Parent Survey





1. What school does your child attend?

| | | Response Percent | Response Count |
|--|--|--------------------------|-------------------|
| Crossett Brook Middle School | | 0.0% | 0 |
| Fayston Elementary School | | 0.0% | 0 |
| Harwood Union Middle School (Grade 7-8) | | 0.0% | 0 |
| Harwood Union High School (Grade 9-12) | | 0.0% | 0 |
| Moretown Elementary School |  | 100.0% | 29 |
| Thatcher Brook Primary School | | 0.0% | 0 |
| Waitsfield Elementary School | | 0.0% | 0 |
| Warren School | | 0.0% | 0 |
| | | answered question | 29 |
| | | skipped question | 0 |





2. How many of your children attend this school?

| | | Response Percent | Response Count |
|--------------------------|--|------------------|----------------|
| 1 |  | 32.1% | 9 |
| 2 |  | 60.7% | 17 |
| 3 |  | 7.1% | 2 |
| 4+ | | 0.0% | 0 |
| answered question | | | 28 |
| skipped question | | | 1 |





3. The school is a bright and inviting place for children to learn.

| | | Response Percent | Response Count |
|--------------------------|--|------------------|----------------|
| Strongly Agree |  | 42.9% | 12 |
| Agree |  | 57.1% | 16 |
| Disagree | | 0.0% | 0 |
| Strongly Disagree | | 0.0% | 0 |
| answered question | | | 28 |
| skipped question | | | 1 |




4. The school administrator(s) set(s) a positive tone and provides effective leadership.

| | | Response Percent | Response Count |
|-------------------|---|-----------------------------|---------------------------|
| Strongly Agree |  | 14.3% | 4 |
| Agree |  | 39.3% | 11 |
| Disagree |  | 32.1% | 9 |
| Strongly Disagree |  | 14.3% | 4 |
| | | answered question | 28 |
| | | skipped question | 1 |





5. The school administrative assistant is helpful and resourceful. (Fayston: Callie Schober. Moretown: Pam Kathan. TBPS: Sue Premore. Waitsfield: Connie Hartshorn. Warren: Laurie Jones. CBMS: Ellen Barillaro. HUMS: Liz Hepp. HUHS: Wendy Gilbert).

| | | Response Percent | Response Count |
|--------------------------|--|---------------------|-------------------|
| Strongly Agree |  | 46.4% | 13 |
| Agree |  | 42.9% | 12 |
| Disagree |  | 3.6% | 1 |
| Strongly Disagree | | 0.0% | 0 |
| No Opinion |  | 7.1% | 2 |
| N/A | | 0.0% | 0 |
| answered question | | | 28 |
| skipped question | | | 1 |




6. The school secretary is helpful and resourceful. (TBPS: Faith Raymond. CBMS: Em Lamson; HUHS: Nancy Myrto)

| | | Response Percent | Response Count |
|--------------------------|--|---------------------|-------------------|
| Strongly Agree |  | 15.8% | 3 |
| Agree |  | 10.5% | 2 |
| Disagree | | 0.0% | 0 |
| Strongly Disagree | | 0.0% | 0 |
| No Opinion | | 0.0% | 0 |
| N/A |  | 73.7% | 14 |
| answered question | | | 19 |
| skipped question | | | 10 |

7. The school board sets the right direction for the school.

| | | Response Percent | Response Count |
|-------------------|--|--------------------------|----------------|
| Strongly Agree |  | 17.9% | 5 |
| Agree |  | 67.9% | 19 |
| Disagree |  | 10.7% | 3 |
| Strongly Disagree |  | 3.6% | 1 |
| | | answered question | 28 |
| | | skipped question | 1 |

8. Student discipline is handled fairly and effectively.

| | | Response Percent | Response Count |
|-------------------|--|--------------------------|----------------|
| Strongly Agree |  | 7.7% | 2 |
| Agree |  | 80.8% | 21 |
| Disagree |  | 11.5% | 3 |
| Strongly Disagree | | 0.0% | 0 |
| | | answered question | 26 |
| | | skipped question | 3 |




9. Students are learning useful social skills at school.

| | | Response Percent | Response Count |
|--------------------------|--|------------------|----------------|
| Strongly Agree | | 28.6% | 8 |
| Agree | | 67.9% | 19 |
| Disagree | | 3.6% | 1 |
| Strongly Disagree | | 0.0% | 0 |
| answered question | | | 28 |
| skipped question | | | 1 |



10. Staff at school want to know what I think and listen to my concerns when I express them.

| | | Response Percent | Response Count |
|--------------------------|--|------------------|----------------|
| Strongly Agree | | 44.4% | 12 |
| Agree | | 55.6% | 15 |
| Disagree | | 0.0% | 0 |
| Strongly Disagree | | 0.0% | 0 |
| answered question | | | 27 |
| skipped question | | | 2 |





11. I feel welcomed at school and am treated with respect when I visit or call.

| | | Response Percent | Response Count |
|--------------------------|--|-------------------------|-----------------------|
| Strongly Agree |  | 35.7% | 10 |
| Agree |  | 60.7% | 17 |
| Disagree |  | 3.6% | 1 |
| Strongly Disagree | | 0.0% | 0 |
| answered question | | | 28 |
| skipped question | | | 1 |






12. How easy is it to contact someone at school by telephone?

| | | Response Percent | Response Count |
|---------------------------|---|-------------------------|-----------------------|
| Usually No Problem |  | 92.6% | 25 |
| Usually Takes Time |  | 7.4% | 2 |
| Difficult | | 0.0% | 0 |
| answered question | | | 27 |
| skipped question | | | 2 |





13. Meals served in the school lunch program are satisfying, appealing and nutritious.

| | | Response Percent | Response Count |
|-------------------|--|-----------------------------|---------------------------|
| Strongly Agree |  | 25.0% | 7 |
| Agree |  | 60.7% | 17 |
| Disagree |  | 7.1% | 2 |
| Strongly Disagree | | 0.0% | 0 |
| N/A |  | 7.1% | 2 |
| | | answered question | 28 |
| | | skipped question | 1 |





14. Safe and engaging after school activities and programs are offered for my child.

| | | Response Percent | Response Count |
|--------------------------|---|---------------------|-------------------|
| Strongly Agree |  | 7.4% | 2 |
| Agree |  | 7.4% | 2 |
| Disagree |  | 22.2% | 6 |
| Strongly Disagree |  | 33.3% | 9 |
| N/A |  | 29.6% | 8 |
| answered question | | | 27 |
| skipped question | | | 2 |




15. Bus transportation is safe and reliable.

| | | Response Percent | Response Count |
|-------------------|--|-----------------------------|---------------------------|
| Strongly Agree |  | 14.3% | 4 |
| Agree |  | 60.7% | 17 |
| Disagree |  | 3.6% | 1 |
| Strongly Disagree | | 0.0% | 0 |
| N/A |  | 21.4% | 6 |
| | | answered question | 28 |
| | | skipped question | 1 |



16. Bus transportation meets my needs.

| | | Response Percent | Response Count |
|--------------------------|--|------------------|----------------|
| Strongly Agree |  | 17.9% | 5 |
| Agree |  | 46.4% | 13 |
| Disagree |  | 21.4% | 6 |
| Strongly Disagree | | 0.0% | 0 |
| N/A |  | 14.3% | 4 |
| answered question | | | 28 |
| skipped question | | | 1 |




17. Recess is safe and fun for my child.

| | | Response Percent | Response Count |
|--------------------------|--|------------------|----------------|
| Strongly Agree |  | 25.0% | 7 |
| Agree |  | 71.4% | 20 |
| Disagree |  | 3.6% | 1 |
| Strongly Disagree | | 0.0% | 0 |
| answered question | | | 28 |
| skipped question | | | 1 |





18. My child knows and follows the rules.

| | | Response Percent | Response Count |
|--------------------------|--|------------------|----------------|
| Strongly Agree |  | 40.7% | 11 |
| Agree |  | 59.3% | 16 |
| Disagree | | 0.0% | 0 |
| Strongly Disagree | | 0.0% | 0 |
| answered question | | | 27 |
| skipped question | | | 2 |




19. My child is appropriately challenged and highly engaged in learning.

| | | Response Percent | Response Count |
|--------------------------|--|------------------|----------------|
| Strongly Agree |  | 28.6% | 8 |
| Agree |  | 67.9% | 19 |
| Disagree |  | 3.6% | 1 |
| Strongly Disagree | | 0.0% | 0 |
| answered question | | | 28 |
| skipped question | | | 1 |




20. I like the way the day is scheduled for my child.

| | | Response Percent | Response Count |
|--------------------------|--|------------------|----------------|
| Strongly Agree |  | 21.4% | 6 |
| Agree |  | 53.6% | 15 |
| Disagree |  | 21.4% | 6 |
| Strongly Disagree |  | 3.6% | 1 |
| answered question | | | 28 |
| skipped question | | | 1 |



21. Parents contribute positively to the school.

| | | Response Percent | Response Count |
|--------------------------|--|------------------|----------------|
| Strongly Agree |  | 18.5% | 5 |
| Agree |  | 77.8% | 21 |
| Disagree |  | 3.7% | 1 |
| Strongly Disagree | | 0.0% | 0 |
| answered question | | | 27 |
| skipped question | | | 2 |




22. Report cards tell me what I need to know about my child's progress.

| | | Response Percent | Response Count |
|--------------------------|--|------------------|----------------|
| Strongly Agree |  | 22.2% | 6 |
| Agree |  | 70.4% | 19 |
| Disagree |  | 7.4% | 2 |
| Strongly Disagree | | 0.0% | 0 |
| answered question | | | 27 |
| skipped question | | | 2 |




23. Do you have enough information about the school's programs and services? Please list suggestions:

| | | Response Percent | Response Count |
|--------------------------|---|------------------|----------------|
| Yes |  | 92.6% | 25 |
| Not Enough |  | 7.4% | 2 |
| Comments/Suggestions | | | 5 |
| answered question | | | 27 |
| skipped question | | | 2 |



24. School sponsored community events and parent nights are well organized and help me feel connected.

| | | Response Percent | Response Count |
|--------------------------|--|------------------|----------------|
| Strongly Agree |  | 22.2% | 6 |
| Agree |  | 59.3% | 16 |
| Disagree |  | 18.5% | 5 |
| Strongly Disagree | | 0.0% | 0 |
| answered question | | | 27 |
| skipped question | | | 2 |



25. I feel I know what's going on in my child's class.

| | | Response Percent | Response Count |
|--------------------------|--|------------------|----------------|
| Stongly agree |  | 46.4% | 13 |
| Agree |  | 50.0% | 14 |
| Disagree |  | 3.6% | 1 |
| Strongly Disagree | | 0.0% | 0 |
| answered question | | | 28 |
| skipped question | | | 1 |



26. School newsletters and bulletins keep me informed of school events.

| | | Response Percent | Response Count |
|--------------------------|--|------------------|----------------|
| Strongly Agree |  | 28.6% | 8 |
| Agree |  | 71.4% | 20 |
| Disagree | | 0.0% | 0 |
| Strongly Disagree | | 0.0% | 0 |
| answered question | | | 28 |
| skipped question | | | 1 |





27. Parent teacher conferences help me monitor my child's progress.

| | | Response Percent | Response Count |
|--------------------------|--|------------------|----------------|
| Strongly Agree |  | 42.9% | 12 |
| Agree |  | 57.1% | 16 |
| Disagree | | 0.0% | 0 |
| Strongly Disagree | | 0.0% | 0 |
| answered question | | | 28 |
| skipped question | | | 1 |

28. My child knows what is expected of him/her academically.

| | | Response Percent | Response Count |
|--------------------------|--|------------------|----------------|
| Strongly Agree |  | 39.3% | 11 |
| Agree |  | 60.7% | 17 |
| Disagree | | 0.0% | 0 |
| Strongly Disagree | | 0.0% | 0 |
| answered question | | | 28 |
| skipped question | | | 1 |

29. The school holds high expectations for the quality of work done by the children.

| | | Response Percent | Response Count |
|--------------------------|--|------------------|----------------|
| Strongly Agree |  | 28.6% | 8 |
| Agree |  | 64.3% | 18 |
| Disagree |  | 3.6% | 1 |
| Strongly Disagree |  | 3.6% | 1 |
| answered question | | | 28 |
| skipped question | | | 1 |



30. The amount of classwork that is expected from my child is appropriate.

| | | Response Percent | Response Count |
|--------------------------|--|------------------|----------------|
| Too much | | 3.6% | 1 |
| Just right | | 82.1% | 23 |
| Not enough | | 7.1% | 2 |
| Not sure | | 7.1% | 2 |
| answered question | | | 28 |
| skipped question | | | 1 |



31. The amount and type of homework assigned is appropriate for my child's age.

| | | Response Percent | Response Count |
|--------------------------|--|------------------|----------------|
| Too much | | 7.1% | 2 |
| Just right | | 82.1% | 23 |
| Not enough | | 10.7% | 3 |
| Not sure | | 0.0% | 0 |
| answered question | | | 28 |
| skipped question | | | 1 |



32. My child is recognized for his/her effort and quality of work.

| | | Response Percent | Response Count |
|--------------------------|--|------------------|----------------|
| Strongly Agree |  | 35.7% | 10 |
| Agree |  | 64.3% | 18 |
| Disagree | | 0.0% | 0 |
| Strongly Disagree | | 0.0% | 0 |
| answered question | | | 28 |
| skipped question | | | 1 |



33. My child feels safe at school.

| | | Response Percent | Response Count |
|--------------------------|--|------------------|----------------|
| Strongly Agree |  | 46.4% | 13 |
| Agree |  | 53.6% | 15 |
| Disagree | | 0.0% | 0 |
| Strongly Disagree | | 0.0% | 0 |
| answered question | | | 28 |
| skipped question | | | 1 |





34. My child wants to come to school every day.

| | | Response Percent | Response Count |
|--------------------------|--|-------------------------|-----------------------|
| Strongly Agree |  | 46.4% | 13 |
| Agree |  | 53.6% | 15 |
| Disagree | | 0.0% | 0 |
| Strongly Disagree | | 0.0% | 0 |
| answered question | | | 28 |
| skipped question | | | 1 |

35. My child likes his/her teachers.

| | | Response Percent | Response Count |
|--------------------------|---|-------------------------|-----------------------|
| Strongly Agree |  | 75.0% | 21 |
| Agree |  | 25.0% | 7 |
| Disagree | | 0.0% | 0 |
| Strongly Disagree | | 0.0% | 0 |
| answered question | | | 28 |
| skipped question | | | 1 |

36. I have been able to make arrangements that work for my child during the early release days.

| | | Response Percent | Response Count |
|-------------------|--|--------------------------|----------------|
| Strongly Agree |  | 14.3% | 4 |
| Agree |  | 57.1% | 16 |
| Disagree |  | 14.3% | 4 |
| Strongly Disagree |  | 14.3% | 4 |
| | | answered question | 28 |
| | | skipped question | 1 |

37. Please share any additional comments you have about your child's school.

| | | Response Count |
|--|--|--------------------------|
| | | 12 |
| | | answered question |
| | | 12 |
| | | skipped question |
| | | 17 |

Q23. Do you have enough information about the school's programs and services? Please list suggestions:

| | | |
|---|---|----------------------|
| 1 | more language components such as spanish and french please! | Mar 12, 2011 3:29 PM |
| 2 | Moretown would benefit from an afterschool program. | Mar 17, 2011 5:14 PM |
| 3 | My children do not like the 90 minute blocks. Too long! | Mar 18, 2011 7:03 PM |
| 4 | The new principal is odd and seems detached from the children. It is hard to engage her in a conversation. My children do not feel a connection to her. | Mar 18, 2011 7:10 PM |
| 5 | Great staff! | Mar 28, 2011 4:01 PM |

Q37. Please share any additional comments you have about your child's school.

| | | |
|---|---|-----------------------|
| 1 | There needs to be a bus monitor. The bus has 40 or so students, not in seat belts, and out of control. I feel so bad for the bus driver. I don't know how she concentrates. | Mar 11, 2011 4:33 PM |
| 2 | There seems to be some issues within the staff and administration. I hope this gets resolved soon | Mar 11, 2011 6:19 PM |
| 3 | My children feel very connected to school. They feel connected to many different teachers, not just their classroom teachers, and I like that there are many adults helping to guide and educate them. It makes for a well-rounded education. It seems like teachers collaborate to deepen my children's understandings, such as studio art. Studio art expands on classroom topics ... I just wish each class could have studio art once a week! The cut in French is very unfortunate and I would hope that in more fiscally sound times this program could be expanded again. The increase in technology is much needed. I was blown away by the work of the students at their Math and Tech parent night! One of my children also has the opportunity to be a Library helper and gets a lot of enjoyment being able to contribute in this way. Another child enjoys being able to be a partner with younger students. I like that my children are gaining responsibilities as they grow and that their growth is recognized by their teachers. All in all, the school is a warm and wonderful place for my children. I feel like my children's teachers know me and welcome me into their classrooms at any time. I hope it will continue to be a school of excellence and community. | Mar 16, 2011 6:32 PM |
| 4 | I say this every year....but the teachers at Moretown are wonderful. My child has really matured in the past few years with their help. I feel he will be ready for middle school when he graduates. Although I am not on the PTN myself, I appreciate the hard work they put in to raise extra money for things like the playground. Not sure if I like the longer blocks of time for math and literacy. My child says it's hard to focus for so long, especially after lunch. | Mar 17, 2011 10:41 PM |
| 5 | I feel that MES is doing really well for a public school in many ways. The teachers are all hard-working and very engaged in the content and with students. There are diverse opportunities to learn the subject matter and students can access additional support when needed. I also feel strongly that MES is sadly bound by faulty public education standards. I hope that the district will take a serious look at the importance and usefulness of homework in an elementary school aged child's life. A disproportionate amount of their weekdays are already spent on academics; it seems unfair and unwise to me to ask them to continue to engage their minds and bodies on those topics outside of school. I hope the district will continue moving toward a healthier school policy. It is disturbing to me that students and teachers can provide my children with candy and sweets at their discretion, and I feel that we are behind other schools in the area, state and nation in our continued allowance of this behavior. MES has come very, very far in its food service offerings, and I think there is still room for growth. Students at MES are even asking for continued improvement in this area, and I think that we support everyone's health and learning by looking seriously at what we are feeding our young learners during the day. Finally, the absence of an after-school care program for MES students continues to hold our community back. Working parents have to scramble to piece together coverage for their kids, when a really well run, enjoyable program is in place down the road in Waitsfield. What are the possibilities for coordinating transportation from MES to WES? How would that benefit our community and our children? What are the real costs and is it worthwhile to explore a pilot project to assess the efficacy and use? | Mar 21, 2011 1:16 PM |
| 6 | #4, #7, #8, #15 - Please note that the respondent marked between agree and disagree (in the middle). | Mar 28, 2011 3:44 PM |

Q37. Please share any additional comments you have about your child's school.

| | | |
|----|--|----------------------|
| 7 | The school/teachers have helped my kids to grow. The girls have learned and they can now grow with the rest of their peers. | Mar 28, 2011 3:55 PM |
| 8 | #9 Comment: More emotional teaching. #13 Comment: Portions - smaller for younger kids; bigger for big kids. | Mar 28, 2011 4:01 PM |
| 9 | Both of our children are unhappy about the 90 minute blocks. They feel it is too long, especially in math. We agree with them. | Mar 28, 2011 4:06 PM |
| 10 | #31 Comment: in 4th Grade | Mar 28, 2011 4:14 PM |
| 11 | #18, #19, #25 and #28: Both Agree and Disagree selections were chosen. | Mar 28, 2011 4:28 PM |
| 12 | School grounds could use more care. The front of the building seems to constantly have a significant problem with ponding, on both the walk way area and in the parking lot area. I have seen several people fall in these areas. There are simple things that could be done to help with out repaving the parking lot. The janitor simply using a broom, shovel or hand rake in this area to get the water off the walkway, or a load of gravel to fill in the low areas. Instead of looking to pave the area, remove the pavement and go to gravel or staymat. The janitor does not appear to be concerned or motivated to take this initiative without first receiving complaints. On days when the icing is bad I have to have someone else pick up my child due to the fact that they are disabled and afraid of falling. | Mar 31, 2011 8:54 AM |