

## 2011 WWSU Staff School Climate Questionnaire



### 1. I get fair recognition and appreciation for my performance from:

	Strongly Disagree	Disagree	Agree	Strongly Agree	Rating Average	Response Count
School Administrators	18.8% (3)	<b>56.3% (9)</b>	12.5% (2)	12.5% (2)	2.19	16
Teachers in your School	0.0% (0)	0.0% (0)	38.9% (7)	<b>61.1% (11)</b>	3.61	18
Parents	0.0% (0)	0.0% (0)	<b>58.8% (10)</b>	41.2% (7)	3.41	17
Supervisory Union-Level Staff	0.0% (0)	26.7% (4)	<b>60.0% (9)</b>	13.3% (2)	2.87	15
School Board Members	0.0% (0)	<b>56.3% (9)</b>	37.5% (6)	6.3% (1)	2.50	16
<b>answered question</b>						<b>18</b>
<b>skipped question</b>						<b>0</b>

**2. Most of the school's students:**

	<b>Strongly Disagree</b>	<b>Disagree</b>	<b>Agree</b>	<b>Strongly Agree</b>	<b>Rating Average</b>	<b>Response Count</b>
Are eager to learn.	0.0% (0)	0.0% (0)	33.3% (6)	<b>66.7% (12)</b>	3.67	18
Have a positive attitude toward school.	0.0% (0)	0.0% (0)	38.9% (7)	<b>61.1% (11)</b>	3.61	18
Are willing to put effort into learning.	0.0% (0)	0.0% (0)	44.4% (8)	<b>55.6% (10)</b>	3.56	18
<b>answered question</b>						<b>18</b>
<b>skipped question</b>						<b>0</b>

**3. The staff promotes an academic learning climate by establishing high expectations for all students.**

	<b>Strongly Disagree</b>	<b>Disagree</b>	<b>Agree</b>	<b>Strongly Agree</b>	<b>Rating Average</b>	<b>Response Count</b>
.	0.0% (0)	0.0% (0)	11.1% (2)	<b>88.9% (16)</b>	3.89	18
<b>answered question</b>						<b>18</b>
<b>skipped question</b>						<b>0</b>

**4. Morale is high on the part of:**

	<b>Strongly Disagree</b>	<b>Disagree</b>	<b>Agree</b>	<b>Strongly Agree</b>	<b>Rating Average</b>	<b>Response Count</b>
Teachers	<b>58.8% (10)</b>	29.4% (5)	5.9% (1)	5.9% (1)	1.59	17
Students	0.0% (0)	0.0% (0)	<b>58.8% (10)</b>	41.2% (7)	3.41	17
Support Staff	35.3% (6)	<b>41.2% (7)</b>	17.6% (3)	5.9% (1)	1.94	17
School Administrators	<b>50.0% (5)</b>	40.0% (4)	10.0% (1)	0.0% (0)	1.60	10
<b>answered question</b>						<b>18</b>
<b>skipped question</b>						<b>0</b>

**5. My school is a good place to work.**

	<b>Strongly Disagree</b>	<b>Disagree</b>	<b>Agree</b>	<b>Strongly Agree</b>	<b>Rating Average</b>	<b>Response Count</b>
.	7.1% (1)	28.6% (4)	<b>50.0% (7)</b>	14.3% (2)	2.71	14
<b>answered question</b>						<b>14</b>
<b>skipped question</b>						<b>4</b>

**6. The staff provides a high quality of education to the students of this community.**

	Strongly Disagree	Disagree	Agree	Strongly Agree	Rating Average	Response Count
.	0.0% (0)	0.0% (0)	5.6% (1)	<b>94.4% (17)</b>	3.94	18
<b>answered question</b>						<b>18</b>
<b>skipped question</b>						<b>0</b>

**7. I get support when I need it from:**

	Strongly Disagree	Disagree	Agree	Strongly Agree	Rating Average	Response Count
School Administrators	<b>46.7% (7)</b>	33.3% (5)	6.7% (1)	13.3% (2)	1.87	15
Department Heads	0.0% (0)	0.0% (0)	37.5% (3)	<b>62.5% (5)</b>	3.63	8
Teachers in your School	0.0% (0)	0.0% (0)	17.6% (3)	<b>82.4% (14)</b>	3.82	17
Parents	0.0% (0)	0.0% (0)	46.2% (6)	<b>53.8% (7)</b>	3.54	13
Supervisory Union-Level Staff	0.0% (0)	0.0% (0)	<b>75.0% (9)</b>	25.0% (3)	3.25	12
School Board Members	9.1% (1)	<b>54.5% (6)</b>	27.3% (3)	9.1% (1)	2.36	11
<b>answered question</b>						<b>17</b>
<b>skipped question</b>						<b>1</b>

**8. I am satisfied that the school's building is:**

	<b>Strongly Disagree</b>	<b>Disagree</b>	<b>Agree</b>	<b>Strongly Agree</b>	<b>Rating Average</b>	<b>Response Count</b>
Well suited to students' learning needs.	0.0% (0)	0.0% (0)	<b>66.7% (12)</b>	33.3% (6)	3.33	18
Kept as clean as possible.	0.0% (0)	16.7% (3)	<b>72.2% (13)</b>	11.1% (2)	2.94	18
Repaired promptly when needed.	0.0% (0)	12.5% (2)	<b>56.3% (9)</b>	31.3% (5)	3.19	16
<b>answered question</b>						<b>18</b>
<b>skipped question</b>						<b>0</b>

**9. My assigned duties and responsibilities are fair and reasonable.**

	<b>Strongly Disagree</b>	<b>Disagree</b>	<b>Agree</b>	<b>Strongly Agree</b>	<b>Rating Average</b>	<b>Response Count</b>
.	5.6% (1)	11.1% (2)	<b>72.2% (13)</b>	11.1% (2)	2.89	18
<b>answered question</b>						<b>18</b>
<b>skipped question</b>						<b>0</b>

**10. School discipline is handled fairly.**

	Strongly Disagree	Disagree	Agree	Strongly Agree	Rating Average	Response Count
.	0.0% (0)	33.3% (5)	<b>53.3% (8)</b>	13.3% (2)	2.80	15
<b>answered question</b>						<b>15</b>
<b>skipped question</b>						<b>3</b>

**11. I am satisfied with the quality of leadership provided by:**

	Strongly Disagree	Disagree	Agree	Strongly Agree	Rating Average	Response Count
The Superintendent of Schools	0.0% (0)	5.9% (1)	<b>70.6% (12)</b>	23.5% (4)	3.18	17
Other Supervisory Union Administrators	0.0% (0)	0.0% (0)	<b>90.9% (10)</b>	9.1% (1)	3.09	11
School Administrators	<b>76.5% (13)</b>	11.8% (2)	11.8% (2)	0.0% (0)	1.35	17
Teacher Leaders in the School	0.0% (0)	0.0% (0)	35.7% (5)	<b>64.3% (9)</b>	3.64	14
Parent Leaders in the School	0.0% (0)	0.0% (0)	<b>77.8% (7)</b>	22.2% (2)	3.22	9
School Board Members	0.0% (0)	42.9% (6)	<b>57.1% (8)</b>	0.0% (0)	2.57	14
<b>answered question</b>						<b>18</b>
<b>skipped question</b>						<b>0</b>

**12. I have confidence that local efforts to improve the quality of education are heading in the right direction.**

	<b>Strongly Disagree</b>	<b>Disagree</b>	<b>Agree</b>	<b>Strongly Agree</b>	<b>Rating Average</b>	<b>Response Count</b>
.	13.3% (2)	20.0% (3)	<b>60.0% (9)</b>	6.7% (1)	2.60	15
<b>answered question</b>						<b>15</b>
<b>skipped question</b>						<b>3</b>

**13. There is good communication:**

	Strongly Disagree	Disagree	Agree	Strongly Agree	Rating Average	Response Count
Among teachers at the same grade level.	0.0% (0)	0.0% (0)	29.4% (5)	<b>70.6% (12)</b>	3.71	17
Among teachers across grade levels.	0.0% (0)	0.0% (0)	41.2% (7)	<b>58.8% (10)</b>	3.59	17
Between teachers and school administrators.	<b>82.4% (14)</b>	17.6% (3)	0.0% (0)	0.0% (0)	1.18	17
Between support staff and school administrators.	<b>64.3% (9)</b>	28.6% (4)	7.1% (1)	0.0% (0)	1.43	14
Between teachers and support staff.	0.0% (0)	0.0% (0)	38.9% (7)	<b>61.1% (11)</b>	3.61	18
Across departments or teams.	0.0% (0)	0.0% (0)	<b>84.6% (11)</b>	15.4% (2)	3.15	13
Between the schools in WWSU.	0.0% (0)	33.3% (5)	<b>66.7% (10)</b>	0.0% (0)	2.67	15
Between teachers and parents.	0.0% (0)	0.0% (0)	41.2% (7)	<b>58.8% (10)</b>	3.59	17
Between school staff and central office staff.	0.0% (0)	6.7% (1)	<b>80.0% (12)</b>	13.3% (2)	3.07	15
<b>answered question</b>						<b>18</b>
<b>skipped question</b>						<b>0</b>

**14. Across the curriculum, the staff encourages students to reach high academic standards.**

	<b>Strongly Disagree</b>	<b>Disagree</b>	<b>Agree</b>	<b>Strongly Agree</b>	<b>Rating Average</b>	<b>Response Count</b>
.	0.0% (0)	0.0% (0)	38.9% (7)	<b>61.1% (11)</b>	3.61	18
<b>answered question</b>						<b>18</b>
<b>skipped question</b>						<b>0</b>

**15. There are clearly stated school rules defining expectations for student behavior.**

	<b>Strongly Disagree</b>	<b>Disagree</b>	<b>Agree</b>	<b>Strongly Agree</b>	<b>Rating Average</b>	<b>Response Count</b>
.	0.0% (0)	11.1% (2)	<b>55.6% (10)</b>	33.3% (6)	3.22	18
<b>answered question</b>						<b>18</b>
<b>skipped question</b>						<b>0</b>

**16. The staff gives ample information to students concerning:**

	<b>Strongly Disagree</b>	<b>Disagree</b>	<b>Agree</b>	<b>Strongly Agree</b>	<b>Rating Average</b>	<b>Response Count</b>
What they are expected to learn.	0.0% (0)	0.0% (0)	35.3% (6)	<b>64.7% (11)</b>	3.65	17
How their work will be judged.	0.0% (0)	0.0% (0)	47.1% (8)	<b>52.9% (9)</b>	3.53	17
How well they are progressing.	0.0% (0)	0.0% (0)	47.1% (8)	<b>52.9% (9)</b>	3.53	17
<b>answered question</b>						<b>17</b>
<b>skipped question</b>						<b>1</b>

**17. The staff gives ample information to parents concerning:**

	<b>Strongly Disagree</b>	<b>Disagree</b>	<b>Agree</b>	<b>Strongly Agree</b>	<b>Rating Average</b>	<b>Response Count</b>
What their children are expected to learn.	0.0% (0)	0.0% (0)	29.4% (5)	<b>70.6% (12)</b>	3.71	17
How student work will be judged.	0.0% (0)	0.0% (0)	47.1% (8)	<b>52.9% (9)</b>	3.53	17
How their children are progressing.	0.0% (0)	0.0% (0)	29.4% (5)	<b>70.6% (12)</b>	3.71	17
<b>answered question</b>						<b>17</b>
<b>skipped question</b>						<b>1</b>

**18. There is adequate parent involvement in the school.**

	<b>Strongly Disagree</b>	<b>Disagree</b>	<b>Agree</b>	<b>Strongly Agree</b>	<b>Rating Average</b>	<b>Response Count</b>
.	0.0% (0)	23.5% (4)	<b>64.7% (11)</b>	11.8% (2)	2.88	17
<b>answered question</b>						<b>17</b>
<b>skipped question</b>						<b>1</b>

**19. I am satisfied with the procedures for evaluating my performance.**

	<b>Strongly Disagree</b>	<b>Disagree</b>	<b>Agree</b>	<b>Strongly Agree</b>	<b>Rating Average</b>	<b>Response Count</b>
.	20.0% (3)	26.7% (4)	<b>46.7% (7)</b>	6.7% (1)	2.40	15
<b>answered question</b>						<b>15</b>
<b>skipped question</b>						<b>3</b>

**20. Decision making in this schools is:**

	<b>Strongly Disagree</b>	<b>Disagree</b>	<b>Agree</b>	<b>Strongly Agree</b>	<b>Rating Average</b>	<b>Response Count</b>
Clearly interpreted and understood	<b>56.3% (9)</b>	43.8% (7)	0.0% (0)	0.0% (0)	1.44	16
Inclusive of the school community	<b>40.0% (6)</b>	33.3% (5)	26.7% (4)	0.0% (0)	1.87	15
Respectful	37.5% (6)	<b>50.0% (8)</b>	12.5% (2)	0.0% (0)	1.75	16
Fair	33.3% (5)	<b>60.0% (9)</b>	6.7% (1)	0.0% (0)	1.73	15
Pro-active, timely, and consistent	43.8% (7)	<b>50.0% (8)</b>	6.3% (1)	0.0% (0)	1.63	16
Informed.	31.3% (5)	<b>62.5% (10)</b>	6.3% (1)	0.0% (0)	1.75	16
Based on generally agreed upon principles and goals.	33.3% (5)	<b>53.3% (8)</b>	13.3% (2)	0.0% (0)	1.80	15
<b>answered question</b>						<b>16</b>
<b>skipped question</b>						<b>2</b>

**21. There is adequate effort to involve all members of the school community (educators, parents, and non-parent community members) in discussions concerning important school goals.**

	<b>Strongly Disagree</b>	<b>Disagree</b>	<b>Agree</b>	<b>Strongly Agree</b>	<b>Rating Average</b>	<b>Response Count</b>
.	27.8% (5)	<b>55.6% (10)</b>	16.7% (3)	0.0% (0)	1.89	18
<b>answered question</b>						<b>18</b>
<b>skipped question</b>						<b>0</b>

**22. I am satisfied with the opportunities I have to provide input in how funds are spent at my school.**

	<b>Strongly Disagree</b>	<b>Disagree</b>	<b>Agree</b>	<b>Strongly Agree</b>	<b>Rating Average</b>	<b>Response Count</b>
.	25.0% (4)	<b>68.8% (11)</b>	6.3% (1)	0.0% (0)	1.81	16
<b>answered question</b>						<b>16</b>
<b>skipped question</b>						<b>2</b>

**23. Professional development activities in our school are developed with sufficient input from staff.**

	<b>Strongly Disagree</b>	<b>Disagree</b>	<b>Agree</b>	<b>Strongly Agree</b>	<b>Rating Average</b>	<b>Response Count</b>
.	20.0% (3)	<b>60.0% (9)</b>	20.0% (3)	0.0% (0)	2.00	15
<b>answered question</b>						<b>15</b>
<b>skipped question</b>						<b>3</b>

**24. Curriculum plans or policies in our school are developed with sufficient input from staff.**

	<b>Strongly Disagree</b>	<b>Disagree</b>	<b>Agree</b>	<b>Strongly Agree</b>	<b>Rating Average</b>	<b>Response Count</b>
.	21.4% (3)	<b>42.9% (6)</b>	35.7% (5)	0.0% (0)	2.14	14
<b>answered question</b>						<b>14</b>
<b>skipped question</b>						<b>4</b>

**25. Relationships in this school are built on:**

	<b>Strongly Disagree</b>	<b>Disagree</b>	<b>Agree</b>	<b>Strongly Agree</b>	<b>Rating Average</b>	<b>Response Count</b>
Honesty	15.4% (2)	15.4% (2)	<b>38.5% (5)</b>	30.8% (4)	2.85	13
Trust	23.1% (3)	23.1% (3)	<b>30.8% (4)</b>	23.1% (3)	2.54	13
Mutual support	14.3% (2)	14.3% (2)	<b>42.9% (6)</b>	28.6% (4)	2.86	14
(Good/positive) Communication	21.4% (3)	21.4% (3)	<b>35.7% (5)</b>	21.4% (3)	2.57	14
Respect	23.1% (3)	7.7% (1)	<b>38.5% (5)</b>	30.8% (4)	2.77	13
Humor	21.4% (3)	14.3% (2)	<b>35.7% (5)</b>	28.6% (4)	2.71	14
<b>answered question</b>						<b>14</b>
<b>skipped question</b>						<b>4</b>





**26. Students can and do find at least one adult in this school who they can talk with.**

	<b>Strongly Disagree</b>	<b>Disagree</b>	<b>Agree</b>	<b>Strongly Agree</b>	<b>Rating Average</b>	<b>Response Count</b>
.	0.0% (0)	0.0% (0)	44.4% (8)	<b>55.6% (10)</b>	3.56	18
<b>answered question</b>						<b>18</b>
<b>skipped question</b>						<b>0</b>


**27. Most of the school's students:**

	Strongly Disagree	Disagree	Agree	Strongly Agree	Rating Average	Response Count
Behave with respect toward one another.	0.0% (0)	0.0% (0)	27.8% (5)	<b>72.2% (13)</b>	3.72	18
Behave with respect toward teachers and other adults.	0.0% (0)	0.0% (0)	27.8% (5)	<b>72.2% (13)</b>	3.72	18
<b>answered question</b>						<b>18</b>
<b>skipped question</b>						<b>0</b>

**28. I am a:**

		Response Percent	Response Count
<b>Classroom Teacher</b>		<b>38.9%</b>	<b>7</b>
Instructional Assistant/Paraeducator		16.7%	3
Certified Staff (other than classroom teacher)		33.3%	6
Other Staff		11.1%	2
<b>answered question</b>			<b>18</b>
<b>skipped question</b>			<b>0</b>

29. I work at:

		Response Percent	Response Count
Crossett Brook Middle School		0.0%	0
Fayston Elementary School		0.0%	0
Harwood Union High School		0.0%	0
Harwood Union Middle School		0.0%	0
<b>Moretown Elementary School</b>		<b>100.0%</b>	<b>18</b>
Thatcher Brook Primary School		0.0%	0
Waitsfield Elementary School		0.0%	0
Warren School		0.0%	0
		<b>answered question</b>	<b>18</b>
		<b>skipped question</b>	<b>0</b>

**30. I have been working at this school for:**

		Response Percent	Response Count
0-5 years		23.5%	4
6-10 years		11.8%	2
>10 years		64.7%	11
		<b>answered question</b>	<b>17</b>
		<b>skipped question</b>	<b>1</b>

**31. If you wish, you may add comments in the box below.**

	Response Count
	7
<b>answered question</b>	<b>7</b>
<b>skipped question</b>	<b>11</b>

**Page 8, Q31. If you wish, you may add comments in the box below.**

1	Morale is at an all time low. We cannot continue with our current administrator without devastating consequences to our school.	Mar 10, 2011 12:22 AM
2	I couldn't answer #25. I would need to answer differently if answering about relationships between teachers and relationships between teachers and administrators.	Mar 10, 2011 1:29 AM
3	I found some of the questions difficulty to answer. I would answer differently if I was speaking of communication between staff or communication between staff and administrator. The support staff and staff are an amazingly wonderful and are a highly respectful and respected group of teachers. There are many issues with communication and trust with the administrator.	Mar 10, 2011 5:53 PM
4	The relationship section was left blank because it is unclear what relationships it is about.	Mar 11, 2011 8:53 PM
5	This school is in a great deal of distress, however, the teachers and staff members are trying hard to do well by the students and protect them from the internal problems.	Mar 13, 2011 1:10 PM
6	5. School is a good place to work in all respects except for the principal. 10. School discipline is handled fairly by everyone except for the principal. 20. I strongly disagree with all of these statements because of the impact of the principal. 25. I strongly agree with these statements in regard to all of the staff, but I strongly agree in regard to the principal.	Mar 15, 2011 12:55 PM
7	This survey was very difficult to fill out considering the situation we are in at MES, so some areas were left blank.	Mar 16, 2011 8:04 PM