

2011 WWSU Staff School Climate Questionnaire



1. I get fair recognition and appreciation for my performance from:

	Strongly Disagree	Disagree	Agree	Strongly Agree	Rating Average	Response Count
School Administrators	0.0% (0)	9.5% (2)	57.1% (12)	33.3% (7)	3.24	21
Teachers in your School	0.0% (0)	9.5% (2)	61.9% (13)	28.6% (6)	3.19	21
Parents	0.0% (0)	15.0% (3)	60.0% (12)	25.0% (5)	3.10	20
Supervisory Union-Level Staff	5.9% (1)	41.2% (7)	47.1% (8)	5.9% (1)	2.53	17
School Board Members	5.3% (1)	15.8% (3)	63.2% (12)	15.8% (3)	2.89	19
answered question						21
skipped question						0

2. Most of the school's students:

	Strongly Disagree	Disagree	Agree	Strongly Agree	Rating Average	Response Count
Are eager to learn.	0.0% (0)	0.0% (0)	90.0% (18)	10.0% (2)	3.10	20
Have a positive attitude toward school.	0.0% (0)	0.0% (0)	80.0% (16)	20.0% (4)	3.20	20
Are willing to put effort into learning.	5.0% (1)	0.0% (0)	85.0% (17)	10.0% (2)	3.00	20
answered question						20
skipped question						1

3. The staff promotes an academic learning climate by establishing high expectations for all students.

	Strongly Disagree	Disagree	Agree	Strongly Agree	Rating Average	Response Count
.	0.0% (0)	5.3% (1)	63.2% (12)	31.6% (6)	3.26	19
answered question						19
skipped question						2

4. Morale is high on the part of:

	Strongly Disagree	Disagree	Agree	Strongly Agree	Rating Average	Response Count
Teachers	0.0% (0)	0.0% (0)	85.0% (17)	15.0% (3)	3.15	20
Students	0.0% (0)	0.0% (0)	85.7% (18)	14.3% (3)	3.14	21
Support Staff	0.0% (0)	5.0% (1)	85.0% (17)	10.0% (2)	3.05	20
School Administrators	0.0% (0)	0.0% (0)	75.0% (15)	25.0% (5)	3.25	20
answered question						21
skipped question						0

5. My school is a good place to work.

	Strongly Disagree	Disagree	Agree	Strongly Agree	Rating Average	Response Count
.	0.0% (0)	0.0% (0)	47.6% (10)	52.4% (11)	3.52	21
answered question						21
skipped question						0

6. The staff provides a high quality of education to the students of this community.

	Strongly Disagree	Disagree	Agree	Strongly Agree	Rating Average	Response Count
.	0.0% (0)	0.0% (0)	60.0% (12)	40.0% (8)	3.40	20
answered question						20
skipped question						1

7. I get support when I need it from:

	Strongly Disagree	Disagree	Agree	Strongly Agree	Rating Average	Response Count
School Administrators	0.0% (0)	4.8% (1)	47.6% (10)	47.6% (10)	3.43	21
Department Heads	0.0% (0)	11.1% (1)	77.8% (7)	11.1% (1)	3.00	9
Teachers in your School	0.0% (0)	0.0% (0)	75.0% (15)	25.0% (5)	3.25	20
Parents	0.0% (0)	5.0% (1)	90.0% (18)	5.0% (1)	3.00	20
Supervisory Union-Level Staff	0.0% (0)	31.3% (5)	62.5% (10)	6.3% (1)	2.75	16
School Board Members	0.0% (0)	16.7% (3)	72.2% (13)	11.1% (2)	2.94	18
answered question						21
skipped question						0

8. I am satisfied that the school's building is:

	Strongly Disagree	Disagree	Agree	Strongly Agree	Rating Average	Response Count
Well suited to students' learning needs.	0.0% (0)	10.0% (2)	65.0% (13)	25.0% (5)	3.15	20
Kept as clean as possible.	0.0% (0)	0.0% (0)	52.4% (11)	47.6% (10)	3.48	21
Repaired promptly when needed.	5.0% (1)	0.0% (0)	55.0% (11)	40.0% (8)	3.30	20
answered question						21
skipped question						0

9. My assigned duties and responsibilities are fair and reasonable.

	Strongly Disagree	Disagree	Agree	Strongly Agree	Rating Average	Response Count
.	0.0% (0)	4.8% (1)	76.2% (16)	19.0% (4)	3.14	21
answered question						21
skipped question						0

10. School discipline is handled fairly.

	Strongly Disagree	Disagree	Agree	Strongly Agree	Rating Average	Response Count
.	0.0% (0)	0.0% (0)	90.0% (18)	10.0% (2)	3.10	20
answered question						20
skipped question						1

11. I am satisfied with the quality of leadership provided by:

	Strongly Disagree	Disagree	Agree	Strongly Agree	Rating Average	Response Count
The Superintendent of Schools	5.9% (1)	29.4% (5)	58.8% (10)	5.9% (1)	2.65	17
Other Supervisory Union Administrators	6.7% (1)	6.7% (1)	80.0% (12)	6.7% (1)	2.87	15
School Administrators	0.0% (0)	0.0% (0)	65.0% (13)	35.0% (7)	3.35	20
Teacher Leaders in the School	0.0% (0)	0.0% (0)	71.4% (10)	28.6% (4)	3.29	14
Parent Leaders in the School	0.0% (0)	0.0% (0)	76.9% (10)	23.1% (3)	3.23	13
School Board Members	0.0% (0)	11.8% (2)	58.8% (10)	29.4% (5)	3.18	17
answered question						21
skipped question						0

12. I have confidence that local efforts to improve the quality of education are heading in the right direction.

	Strongly Disagree	Disagree	Agree	Strongly Agree	Rating Average	Response Count
.	0.0% (0)	10.0% (2)	75.0% (15)	15.0% (3)	3.05	20
answered question						20
skipped question						1

13. There is good communication:

	Strongly Disagree	Disagree	Agree	Strongly Agree	Rating Average	Response Count
Among teachers at the same grade level.	5.0% (1)	0.0% (0)	85.0% (17)	10.0% (2)	3.00	20
Among teachers across grade levels.	5.6% (1)	22.2% (4)	61.1% (11)	11.1% (2)	2.78	18
Between teachers and school administrators.	0.0% (0)	5.3% (1)	78.9% (15)	15.8% (3)	3.11	19
Between support staff and school administrators.	0.0% (0)	0.0% (0)	87.5% (14)	12.5% (2)	3.13	16
Between teachers and support staff.	0.0% (0)	5.0% (1)	90.0% (18)	5.0% (1)	3.00	20
Across departments or teams.	0.0% (0)	21.4% (3)	71.4% (10)	7.1% (1)	2.86	14
Between the schools in WWSU.	11.1% (2)	44.4% (8)	38.9% (7)	5.6% (1)	2.39	18
Between teachers and parents.	0.0% (0)	0.0% (0)	85.0% (17)	15.0% (3)	3.15	20
Between school staff and central office staff.	5.6% (1)	33.3% (6)	55.6% (10)	5.6% (1)	2.61	18
answered question						21
skipped question						0

14. Across the curriculum, the staff encourages students to reach high academic standards.

	Strongly Disagree	Disagree	Agree	Strongly Agree	Rating Average	Response Count
.	0.0% (0)	0.0% (0)	75.0% (15)	25.0% (5)	3.25	20
answered question						20
skipped question						1

15. There are clearly stated school rules defining expectations for student behavior.

	Strongly Disagree	Disagree	Agree	Strongly Agree	Rating Average	Response Count
.	0.0% (0)	23.8% (5)	66.7% (14)	9.5% (2)	2.86	21
answered question						21
skipped question						0

16. The staff gives ample information to students concerning:

	Strongly Disagree	Disagree	Agree	Strongly Agree	Rating Average	Response Count
What they are expected to learn.	0.0% (0)	0.0% (0)	72.2% (13)	27.8% (5)	3.28	18
How their work will be judged.	0.0% (0)	5.9% (1)	70.6% (12)	23.5% (4)	3.18	17
How well they are progressing.	0.0% (0)	5.9% (1)	70.6% (12)	23.5% (4)	3.18	17
answered question						18
skipped question						3

17. The staff gives ample information to parents concerning:

	Strongly Disagree	Disagree	Agree	Strongly Agree	Rating Average	Response Count
What their children are expected to learn.	0.0% (0)	5.3% (1)	73.7% (14)	21.1% (4)	3.16	19
How student work will be judged.	0.0% (0)	11.1% (2)	66.7% (12)	22.2% (4)	3.11	18
How their children are progressing.	0.0% (0)	0.0% (0)	78.9% (15)	21.1% (4)	3.21	19
answered question						19
skipped question						2

18. There is adequate parent involvement in the school.

	Strongly Disagree	Disagree	Agree	Strongly Agree	Rating Average	Response Count
.	0.0% (0)	4.8% (1)	81.0% (17)	14.3% (3)	3.10	21
answered question						21
skipped question						0

19. I am satisfied with the procedures for evaluating my performance.

	Strongly Disagree	Disagree	Agree	Strongly Agree	Rating Average	Response Count
.	0.0% (0)	4.8% (1)	71.4% (15)	23.8% (5)	3.19	21
answered question						21
skipped question						0

20. Decision making in this schools is:

	Strongly Disagree	Disagree	Agree	Strongly Agree	Rating Average	Response Count
Clearly interpreted and understood	5.0% (1)	15.0% (3)	65.0% (13)	15.0% (3)	2.90	20
Inclusive of the school community	0.0% (0)	15.8% (3)	68.4% (13)	15.8% (3)	3.00	19
Respectful	0.0% (0)	0.0% (0)	81.0% (17)	19.0% (4)	3.19	21
Fair	0.0% (0)	10.5% (2)	68.4% (13)	21.1% (4)	3.11	19
Pro-active, timely, and consistent	0.0% (0)	10.0% (2)	70.0% (14)	20.0% (4)	3.10	20
Informed.	0.0% (0)	15.8% (3)	63.2% (12)	21.1% (4)	3.05	19
Based on generally agreed upon principles and goals.	0.0% (0)	15.0% (3)	65.0% (13)	20.0% (4)	3.05	20
answered question						21
skipped question						0

21. There is adequate effort to involve all members of the school community (educators, parents, and non-parent community members) in discussions concerning important school goals.

	Strongly Disagree	Disagree	Agree	Strongly Agree	Rating Average	Response Count
.	0.0% (0)	15.0% (3)	70.0% (14)	15.0% (3)	3.00	20
answered question						20
skipped question						1

22. I am satisfied with the opportunities I have to provide input in how funds are spent at my school.

	Strongly Disagree	Disagree	Agree	Strongly Agree	Rating Average	Response Count
.	0.0% (0)	30.0% (6)	60.0% (12)	10.0% (2)	2.80	20
answered question						20
skipped question						1

23. Professional development activities in our school are developed with sufficient input from staff.

	Strongly Disagree	Disagree	Agree	Strongly Agree	Rating Average	Response Count
.	5.3% (1)	26.3% (5)	52.6% (10)	15.8% (3)	2.79	19
answered question						19
skipped question						2

24. Curriculum plans or policies in our school are developed with sufficient input from staff.

	Strongly Disagree	Disagree	Agree	Strongly Agree	Rating Average	Response Count
.	0.0% (0)	11.8% (2)	64.7% (11)	23.5% (4)	3.12	17
answered question						17
skipped question						4

25. Relationships in this school are built on:

	Strongly Disagree	Disagree	Agree	Strongly Agree	Rating Average	Response Count
Honesty	0.0% (0)	0.0% (0)	68.4% (13)	31.6% (6)	3.32	19
Trust	0.0% (0)	10.5% (2)	68.4% (13)	21.1% (4)	3.11	19
Mutual support	0.0% (0)	15.0% (3)	65.0% (13)	20.0% (4)	3.05	20
(Good/positive) Communication	0.0% (0)	4.8% (1)	76.2% (16)	19.0% (4)	3.14	21
Respect	0.0% (0)	0.0% (0)	73.7% (14)	26.3% (5)	3.26	19
Humor	0.0% (0)	0.0% (0)	61.9% (13)	38.1% (8)	3.38	21
answered question						21
skipped question						0





26. Students can and do find at least one adult in this school who they can talk with.

	Strongly Disagree	Disagree	Agree	Strongly Agree	Rating Average	Response Count
.	0.0% (0)	0.0% (0)	76.2% (16)	23.8% (5)	3.24	21
answered question						21
skipped question						0


27. Most of the school's students:

	Strongly Disagree	Disagree	Agree	Strongly Agree	Rating Average	Response Count
Behave with respect toward one another.	0.0% (0)	14.3% (3)	76.2% (16)	9.5% (2)	2.95	21
Behave with respect toward teachers and other adults.	0.0% (0)	14.3% (3)	76.2% (16)	9.5% (2)	2.95	21
answered question						21
skipped question						0




28. I am a:

		Response Percent	Response Count
Classroom Teacher		28.6%	6
Instructional Assistant/Paraeducator		14.3%	3
Certified Staff (other than classroom teacher)		28.6%	6
Other Staff		28.6%	6
answered question			21
skipped question			0

29. I work at:

		Response Percent	Response Count
Crossett Brook Middle School		0.0%	0
Fayston Elementary School		0.0%	0
Harwood Union High School		0.0%	0
Harwood Union Middle School		0.0%	0
Moretown Elementary School		0.0%	0
Thatcher Brook Primary School		0.0%	0
Waitsfield Elementary School		100.0%	21
Warren School		0.0%	0
answered question			21
skipped question			0

30. I have been working at this school for:

		Response Percent	Response Count
0-5 years		22.2%	4
6-10 years		27.8%	5
>10 years		50.0%	9
		answered question	18
		skipped question	3

31. If you wish, you may add comments in the box below.

	Response Count
	2
answered question	2
skipped question	19

Page 8, Q31. If you wish, you may add comments in the box below.

1	The school seems to be moving in the right direction!	Mar 9, 2011 11:03 AM
2	I consider myself extremely lucky to have been a staff member at WES for 15 years. The staff is the best, the students are great, and the parents/community members are very caring and involved.	Mar 9, 2011 12:56 PM