





2011 Washington West Supervisory Union Parent Survey






1. What school does your child attend?

		Response Percent	Response Count
Crossett Brook Middle School		0.0%	0
Fayston Elementary School		0.0%	0
Harwood Union Middle School (Grade 7-8)		0.0%	0
Harwood Union High School (Grade 9-12)		0.0%	0
Moretown Elementary School		0.0%	0
Thatcher Brook Primary School		0.0%	0
Waitsfield Elementary School		0.0%	0
Warren School		100.0%	33
		answered question	33
		skipped question	0



2. How many of your children attend this school?

		Response Percent	Response Count
1		46.9%	15
2		50.0%	16
3		3.1%	1
4+		0.0%	0
answered question			32
skipped question			1



3. The school is a bright and inviting place for children to learn.

		Response Percent	Response Count
Strongly Agree		84.8%	28
Agree		12.1%	4
Disagree		3.0%	1
Strongly Disagree		0.0%	0
answered question			33
skipped question			0




4. The school administrator(s) set(s) a positive tone and provides effective leadership.

		Response Percent	Response Count
Strongly Agree		93.9%	31
Agree		6.1%	2
Disagree		0.0%	0
Strongly Disagree		0.0%	0
		answered question	33
		skipped question	0



5. The school administrative assistant is helpful and resourceful. (Fayston: Callie Schober. Moretown: Pam Kathan. TBPS: Sue Premore. Waitsfield: Connie Hartshorn. Warren: Laurie Jones. CBMS: Ellen Barillaro. HUMS: Liz Hepp. HUHS: Wendy Gilbert).

		Response Percent	Response Count
Strongly Agree		93.9%	31
Agree		6.1%	2
Disagree		0.0%	0
Strongly Disagree		0.0%	0
No Opinion		0.0%	0
N/A		0.0%	0
answered question			33
skipped question			0




6. The school secretary is helpful and resourceful. (TBPS: Faith Raymond. CBMS: Em Lamson; HUHS: Nancy Myrto)

		Response Percent	Response Count
Strongly Agree		23.1%	6
Agree		7.7%	2
Disagree		0.0%	0
Strongly Disagree		0.0%	0
No Opinion		0.0%	0
N/A		69.2%	18
answered question			26
skipped question			7



7. The school board sets the right direction for the school.

		Response Percent	Response Count
Strongly Agree		68.8%	22
Agree		31.3%	10
Disagree		0.0%	0
Strongly Disagree		0.0%	0
answered question			32
skipped question			1



8. Student discipline is handled fairly and effectively.

		Response Percent	Response Count
Strongly Agree		54.5%	18
Agree		42.4%	14
Disagree		3.0%	1
Strongly Disagree		0.0%	0
answered question			33
skipped question			0



9. Students are learning useful social skills at school.

		Response Percent	Response Count
Strongly Agree		71.9%	23
Agree		28.1%	9
Disagree		0.0%	0
Strongly Disagree		0.0%	0
answered question			32
skipped question			1



10. Staff at school want to know what I think and listen to my concerns when I express them.

		Response Percent	Response Count
Strongly Agree		84.4%	27
Agree		15.6%	5
Disagree		0.0%	0
Strongly Disagree		0.0%	0
answered question			32
skipped question			1





11. I feel welcomed at school and am treated with respect when I visit or call.

		Response Percent	Response Count
Strongly Agree		81.3%	26
Agree		18.8%	6
Disagree		0.0%	0
Strongly Disagree		0.0%	0
answered question			32
skipped question			1





12. How easy is it to contact someone at school by telephone?

		Response Percent	Response Count
Usually No Problem		93.9%	31
Usually Takes Time		6.1%	2
Difficult		0.0%	0
answered question			33
skipped question			0




13. Meals served in the school lunch program are satisfying, appealing and nutritious.

		Response Percent	Response Count
Strongly Agree		84.8%	28
Agree		9.1%	3
Disagree		3.0%	1
Strongly Disagree		0.0%	0
N/A		3.0%	1
		answered question	33
		skipped question	0





14. Safe and engaging after school activities and programs are offered for my child.

		Response Percent	Response Count
Strongly Agree		60.6%	20
Agree		27.3%	9
Disagree		3.0%	1
Strongly Disagree		0.0%	0
N/A		9.1%	3
		answered question	33
		skipped question	0



15. Bus transportation is safe and reliable.

		Response Percent	Response Count
Strongly Agree		78.8%	26
Agree		9.1%	3
Disagree		0.0%	0
Strongly Disagree		0.0%	0
N/A		12.1%	4
		answered question	33
		skipped question	0



16. Bus transportation meets my needs.

		Response Percent	Response Count
Strongly Agree		37.5%	12
Agree		43.8%	14
Disagree		3.1%	1
Strongly Disagree		0.0%	0
N/A		15.6%	5
answered question			32
skipped question			1




17. Recess is safe and fun for my child.

		Response Percent	Response Count
Strongly Agree		65.6%	21
Agree		34.4%	11
Disagree		0.0%	0
Strongly Disagree		0.0%	0
answered question			32
skipped question			1




18. My child knows and follows the rules.

		Response Percent	Response Count
Strongly Agree		72.7%	24
Agree		27.3%	9
Disagree		0.0%	0
Strongly Disagree		0.0%	0
answered question			33
skipped question			0



19. My child is appropriately challenged and highly engaged in learning.

		Response Percent	Response Count
Strongly Agree		81.3%	26
Agree		15.6%	5
Disagree		0.0%	0
Strongly Disagree		3.1%	1
answered question			32
skipped question			1




20. I like the way the day is scheduled for my child.

		Response Percent	Response Count
Strongly Agree		72.7%	24
Agree		24.2%	8
Disagree		3.0%	1
Strongly Disagree		0.0%	0
answered question			33
skipped question			0



21. Parents contribute positively to the school.

		Response Percent	Response Count
Strongly Agree		75.8%	25
Agree		24.2%	8
Disagree		0.0%	0
Strongly Disagree		0.0%	0
answered question			33
skipped question			0



22. Report cards tell me what I need to know about my child's progress.

		Response Percent	Response Count
Strongly Agree		57.6%	19
Agree		36.4%	12
Disagree		6.1%	2
Strongly Disagree		0.0%	0
answered question			33
skipped question			0



23. Do you have enough information about the school's programs and services? Please list suggestions:

		Response Percent	Response Count
Yes		97.0%	32
Not Enough		3.0%	1
Comments/Suggestions			5
answered question			33
skipped question			0



24. School sponsored community events and parent nights are well organized and help me feel connected.

		Response Percent	Response Count
Strongly Agree		60.6%	20
Agree		39.4%	13
Disagree		0.0%	0
Strongly Disagree		0.0%	0
answered question			33
skipped question			0



25. I feel I know what's going on in my child's class.

		Response Percent	Response Count
Stongly agree		45.5%	15
Agree		54.5%	18
Disagree		0.0%	0
Strongly Disagree		0.0%	0
answered question			33
skipped question			0




26. School newsletters and bulletins keep me informed of school events.

		Response Percent	Response Count
Strongly Agree		75.8%	25
Agree		24.2%	8
Disagree		0.0%	0
Strongly Disagree		0.0%	0
answered question			33
skipped question			0




27. Parent teacher conferences help me monitor my child's progress.

		Response Percent	Response Count
Strongly Agree		78.8%	26
Agree		21.2%	7
Disagree		0.0%	0
Strongly Disagree		0.0%	0
answered question			33
skipped question			0

28. My child knows what is expected of him/her academically.

		Response Percent	Response Count
Strongly Agree		69.7%	23
Agree		27.3%	9
Disagree		3.0%	1
Strongly Disagree		0.0%	0
answered question			33
skipped question			0

29. The school holds high expectations for the quality of work done by the children.

		Response Percent	Response Count
Strongly Agree		57.6%	19
Agree		36.4%	12
Disagree		6.1%	2
Strongly Disagree		0.0%	0
answered question			33
skipped question			0



30. The amount of classwork that is expected from my child is appropriate.

		Response Percent	Response Count
Too much		6.1%	2
Just right		78.8%	26
Not enough		9.1%	3
Not sure		6.1%	2
answered question			33
skipped question			0




31. The amount and type of homework assigned is appropriate for my child's age.

		Response Percent	Response Count
Too much		12.1%	4
Just right		72.7%	24
Not enough		12.1%	4
Not sure		3.0%	1
answered question			33
skipped question			0




32. My child is recognized for his/her effort and quality of work.

		Response Percent	Response Count
Strongly Agree		36.4%	12
Agree		63.6%	21
Disagree		0.0%	0
Strongly Disagree		0.0%	0
answered question			33
skipped question			0



33. My child feels safe at school.

		Response Percent	Response Count
Strongly Agree		72.7%	24
Agree		24.2%	8
Disagree		3.0%	1
Strongly Disagree		0.0%	0
answered question			33
skipped question			0




34. My child wants to come to school every day.

		Response Percent	Response Count
Strongly Agree		51.5%	17
Agree		42.4%	14
Disagree		6.1%	2
Strongly Disagree		0.0%	0
answered question			33
skipped question			0

35. My child likes his/her teachers.

		Response Percent	Response Count
Strongly Agree		72.7%	24
Agree		27.3%	9
Disagree		0.0%	0
Strongly Disagree		0.0%	0
answered question			33
skipped question			0

36. I have been able to make arrangements that work for my child during the early release days.

		Response Percent	Response Count
Strongly Agree		45.5%	15
Agree		51.5%	17
Disagree		3.0%	1
Strongly Disagree		0.0%	0
		answered question	33
		skipped question	0

37. Please share any additional comments you have about your child's school.

	Response Count
	14
answered question	14
skipped question	19

Q23. Do you have enough information about the school's programs and services? Please list suggestions:

1	Not thrilled with the level of info on the new report card.	Mar 15, 2011 8:20 AM
2	would like more info about outside-of-school stuff, perhaps emails? found out about girls basketball 4 weeks into the program, maybe we are just not reading the bulletin carefully?	Mar 15, 2011 6:41 PM
3	More communication from 6th grade teachers would be helpful, but I understand they are extremely busy - and doing a GREAT job!	Mar 15, 2011 7:47 PM
4	bulletins are quite useful!	Mar 21, 2011 11:36 AM
5	I would like a calendar of tentative schol events so I have an idea of what's coming up. It seems parents with older children know everything and I find myself dumbfounded with the amount of things that go on in school.	Apr 6, 2011 10:21 AM

Q37. Please share any additional comments you have about your child's school.

1	My child has and continues to have issues with class bullies which are negatively impacting her school experience and causing her daily stress.	Mar 15, 2011 8:20 AM
2	I love Warren school- I use their WASP and early release coverage- very helpful	Mar 15, 2011 9:22 AM
3	I am able to make arrangements for the early release days but I still it a struggle and many of them seem to fall the week before a break. It would be better if the district could figure out a different way of doing teacher training.	Mar 15, 2011 9:35 AM
4	-Claire's Lunches are a model for the rest of the state/country! unbelievable -early release days and days off are to frequent and create challenges for working parents	Mar 15, 2011 9:55 AM
5	Great school, great staff, great administration. Thank you for taking care of my children, challenging them academically and helping them to be useful members of a community.	Mar 15, 2011 10:27 AM
6	Warren is a wonderful place! I feel so fortunate to be a part of this school and the community.	Mar 15, 2011 12:26 PM
7	The only complaint I've had after sending 3 children through Warren is that the Upper Level Math program has not challenged each of the children to work up to the level of their ability. Meeting the 'standards' is good enough and they have not been encouraged/allowed to achieve higher levels. Unfortunately, this seems to be right in line with the philosophy in almost all core subjects in HUMS where there seems to be a widespread leveling across the merged student body.	Mar 15, 2011 4:50 PM
8	The early release days are a pain, but thankfully Warren offers afterschool daycare. If a child or parent were not comfortable with the afterschool care, and they worked full time, it would/is not very manageable. It seems whoever decided to set this up, was not thinking of working parents, not sure? On another subject: here is another voice that is not in favor of consolidating the schools or boards, or any other aspects of the schools. There is simply no other reason to do this other than to save money, and even that is questionable. It is a lame attempt to try to solve problems that could be solved in other ways. Don't do it!!!	Mar 15, 2011 7:47 PM
9	Love the place! Why I came to Warren.	Mar 15, 2011 7:56 PM
10	Very fortunate that my 2 children could attend the Warren School!	Mar 16, 2011 9:24 AM
11	More individualized homework and less "canned" homework would be optimal, but I know it takes a lot of work and planning to produce such assignments.	Mar 21, 2011 11:36 AM
12	Warren is an amazing school!	Mar 30, 2011 5:40 AM
13	#13 - Comment: Servings are small	Apr 6, 2011 10:14 AM

Q37. Please share any additional comments you have about your child's school.

14 I have interacted with many of the staff and I find them knowledgeable and helpful to my child's need. Note: On #24, marked between Agree and Disagree. Apr 6, 2011 10:21 AM