

2011 WWSU Staff School Climate Questionnaire



1. I get fair recognition and appreciation for my performance from:

	Strongly Disagree	Disagree	Agree	Strongly Agree	Rating Average	Response Count
School Administrators	0.0% (0)	0.0% (0)	44.4% (4)	55.6% (5)	3.56	9
Teachers in your School	0.0% (0)	11.1% (1)	44.4% (4)	44.4% (4)	3.33	9
Parents	0.0% (0)	0.0% (0)	22.2% (2)	77.8% (7)	3.78	9
Supervisory Union-Level Staff	25.0% (2)	25.0% (2)	37.5% (3)	12.5% (1)	2.38	8
School Board Members	0.0% (0)	0.0% (0)	66.7% (6)	33.3% (3)	3.33	9
answered question						9
skipped question						0

2. Most of the school's students:

	Strongly Disagree	Disagree	Agree	Strongly Agree	Rating Average	Response Count
Are eager to learn.	0.0% (0)	0.0% (0)	44.4% (4)	55.6% (5)	3.56	9
Have a positive attitude toward school.	0.0% (0)	0.0% (0)	33.3% (3)	66.7% (6)	3.67	9
Are willing to put effort into learning.	0.0% (0)	0.0% (0)	44.4% (4)	55.6% (5)	3.56	9
answered question						9
skipped question						0

3. The staff promotes an academic learning climate by establishing high expectations for all students.

	Strongly Disagree	Disagree	Agree	Strongly Agree	Rating Average	Response Count
.	0.0% (0)	0.0% (0)	22.2% (2)	77.8% (7)	3.78	9
answered question						9
skipped question						0

4. Morale is high on the part of:

	Strongly Disagree	Disagree	Agree	Strongly Agree	Rating Average	Response Count
Teachers	0.0% (0)	0.0% (0)	44.4% (4)	55.6% (5)	3.56	9
Students	0.0% (0)	0.0% (0)	44.4% (4)	55.6% (5)	3.56	9
Support Staff	0.0% (0)	0.0% (0)	66.7% (6)	33.3% (3)	3.33	9
School Administrators	0.0% (0)	0.0% (0)	44.4% (4)	55.6% (5)	3.56	9
answered question						9
skipped question						0

5. My school is a good place to work.

	Strongly Disagree	Disagree	Agree	Strongly Agree	Rating Average	Response Count
.	0.0% (0)	0.0% (0)	22.2% (2)	77.8% (7)	3.78	9
answered question						9
skipped question						0

6. The staff provides a high quality of education to the students of this community.

	Strongly Disagree	Disagree	Agree	Strongly Agree	Rating Average	Response Count
.	0.0% (0)	0.0% (0)	11.1% (1)	88.9% (8)	3.89	9
answered question						9
skipped question						0

7. I get support when I need it from:

	Strongly Disagree	Disagree	Agree	Strongly Agree	Rating Average	Response Count
School Administrators	0.0% (0)	0.0% (0)	22.2% (2)	77.8% (7)	3.78	9
Department Heads	0.0% (0)	0.0% (0)	33.3% (1)	66.7% (2)	3.67	3
Teachers in your School	0.0% (0)	0.0% (0)	25.0% (2)	75.0% (6)	3.75	8
Parents	0.0% (0)	0.0% (0)	33.3% (3)	66.7% (6)	3.67	9
Supervisory Union-Level Staff	0.0% (0)	33.3% (3)	55.6% (5)	11.1% (1)	2.78	9
School Board Members	0.0% (0)	11.1% (1)	55.6% (5)	33.3% (3)	3.22	9
answered question						9
skipped question						0

8. I am satisfied that the school's building is:

	Strongly Disagree	Disagree	Agree	Strongly Agree	Rating Average	Response Count
Well suited to students' learning needs.	0.0% (0)	22.2% (2)	55.6% (5)	22.2% (2)	3.00	9
Kept as clean as possible.	0.0% (0)	55.6% (5)	44.4% (4)	0.0% (0)	2.44	9
Repaired promptly when needed.	0.0% (0)	22.2% (2)	66.7% (6)	11.1% (1)	2.89	9
answered question						9
skipped question						0

9. My assigned duties and responsibilities are fair and reasonable.

	Strongly Disagree	Disagree	Agree	Strongly Agree	Rating Average	Response Count
.	0.0% (0)	0.0% (0)	44.4% (4)	55.6% (5)	3.56	9
answered question						9
skipped question						0

10. School discipline is handled fairly.

	Strongly Disagree	Disagree	Agree	Strongly Agree	Rating Average	Response Count
.	0.0% (0)	0.0% (0)	55.6% (5)	44.4% (4)	3.44	9
answered question						9
skipped question						0

11. I am satisfied with the quality of leadership provided by:

	Strongly Disagree	Disagree	Agree	Strongly Agree	Rating Average	Response Count
The Superintendent of Schools	22.2% (2)	44.4% (4)	33.3% (3)	0.0% (0)	2.11	9
Other Supervisory Union Administrators	0.0% (0)	0.0% (0)	88.9% (8)	11.1% (1)	3.11	9
School Administrators	0.0% (0)	0.0% (0)	33.3% (3)	66.7% (6)	3.67	9
Teacher Leaders in the School	0.0% (0)	0.0% (0)	50.0% (4)	50.0% (4)	3.50	8
Parent Leaders in the School	0.0% (0)	0.0% (0)	71.4% (5)	28.6% (2)	3.29	7
School Board Members	0.0% (0)	0.0% (0)	55.6% (5)	44.4% (4)	3.44	9
answered question						9
skipped question						0

12. I have confidence that local efforts to improve the quality of education are heading in the right direction.

	Strongly Disagree	Disagree	Agree	Strongly Agree	Rating Average	Response Count
.	12.5% (1)	25.0% (2)	25.0% (2)	37.5% (3)	2.88	8
				answered question		8
				skipped question		1

13. There is good communication:

	Strongly Disagree	Disagree	Agree	Strongly Agree	Rating Average	Response Count
Among teachers at the same grade level.	0.0% (0)	0.0% (0)	66.7% (6)	33.3% (3)	3.33	9
Among teachers across grade levels.	0.0% (0)	0.0% (0)	77.8% (7)	22.2% (2)	3.22	9
Between teachers and school administrators.	0.0% (0)	0.0% (0)	55.6% (5)	44.4% (4)	3.44	9
Between support staff and school administrators.	0.0% (0)	0.0% (0)	66.7% (6)	33.3% (3)	3.33	9
Between teachers and support staff.	0.0% (0)	0.0% (0)	55.6% (5)	44.4% (4)	3.44	9
Across departments or teams.	0.0% (0)	0.0% (0)	71.4% (5)	28.6% (2)	3.29	7
Between the schools in WWSU.	0.0% (0)	55.6% (5)	33.3% (3)	11.1% (1)	2.56	9
Between teachers and parents.	0.0% (0)	0.0% (0)	66.7% (6)	33.3% (3)	3.33	9
Between school staff and central office staff.	0.0% (0)	33.3% (3)	55.6% (5)	11.1% (1)	2.78	9
answered question						9
skipped question						0

14. Across the curriculum, the staff encourages students to reach high academic standards.

	Strongly Disagree	Disagree	Agree	Strongly Agree	Rating Average	Response Count
.	0.0% (0)	0.0% (0)	44.4% (4)	55.6% (5)	3.56	9
answered question						9
skipped question						0

15. There are clearly stated school rules defining expectations for student behavior.

	Strongly Disagree	Disagree	Agree	Strongly Agree	Rating Average	Response Count
.	0.0% (0)	0.0% (0)	66.7% (6)	33.3% (3)	3.33	9
answered question						9
skipped question						0

16. The staff gives ample information to students concerning:

	Strongly Disagree	Disagree	Agree	Strongly Agree	Rating Average	Response Count
What they are expected to learn.	0.0% (0)	0.0% (0)	55.6% (5)	44.4% (4)	3.44	9
How their work will be judged.	0.0% (0)	0.0% (0)	66.7% (6)	33.3% (3)	3.33	9
How well they are progressing.	0.0% (0)	0.0% (0)	55.6% (5)	44.4% (4)	3.44	9
answered question						9
skipped question						0

17. The staff gives ample information to parents concerning:

	Strongly Disagree	Disagree	Agree	Strongly Agree	Rating Average	Response Count
What their children are expected to learn.	0.0% (0)	11.1% (1)	55.6% (5)	33.3% (3)	3.22	9
How student work will be judged.	0.0% (0)	11.1% (1)	55.6% (5)	33.3% (3)	3.22	9
How their children are progressing.	0.0% (0)	0.0% (0)	66.7% (6)	33.3% (3)	3.33	9
answered question						9
skipped question						0

18. There is adequate parent involvement in the school.

	Strongly Disagree	Disagree	Agree	Strongly Agree	Rating Average	Response Count
.	0.0% (0)	0.0% (0)	44.4% (4)	55.6% (5)	3.56	9
answered question						9
skipped question						0

19. I am satisfied with the procedures for evaluating my performance.

	Strongly Disagree	Disagree	Agree	Strongly Agree	Rating Average	Response Count
.	0.0% (0)	0.0% (0)	66.7% (6)	33.3% (3)	3.33	9
answered question						9
skipped question						0

20. Decision making in this schools is:

	Strongly Disagree	Disagree	Agree	Strongly Agree	Rating Average	Response Count
Clearly interpreted and understood	0.0% (0)	0.0% (0)	88.9% (8)	11.1% (1)	3.11	9
Inclusive of the school community	0.0% (0)	0.0% (0)	77.8% (7)	22.2% (2)	3.22	9
Respectful	0.0% (0)	0.0% (0)	77.8% (7)	22.2% (2)	3.22	9
Fair	0.0% (0)	0.0% (0)	77.8% (7)	22.2% (2)	3.22	9
Pro-active, timely, and consistent	0.0% (0)	0.0% (0)	88.9% (8)	11.1% (1)	3.11	9
Informed.	0.0% (0)	0.0% (0)	77.8% (7)	22.2% (2)	3.22	9
Based on generally agreed upon principles and goals.	0.0% (0)	0.0% (0)	77.8% (7)	22.2% (2)	3.22	9
answered question						9
skipped question						0

21. There is adequate effort to involve all members of the school community (educators, parents, and non-parent community members) in discussions concerning important school goals.

	Strongly Disagree	Disagree	Agree	Strongly Agree	Rating Average	Response Count
.	0.0% (0)	0.0% (0)	37.5% (3)	62.5% (5)	3.63	8
answered question						8
skipped question						1

22. I am satisfied with the opportunities I have to provide input in how funds are spent at my school.

	Strongly Disagree	Disagree	Agree	Strongly Agree	Rating Average	Response Count
.	0.0% (0)	0.0% (0)	77.8% (7)	22.2% (2)	3.22	9
answered question						9
skipped question						0

23. Professional development activities in our school are developed with sufficient input from staff.

	Strongly Disagree	Disagree	Agree	Strongly Agree	Rating Average	Response Count
.	0.0% (0)	0.0% (0)	55.6% (5)	44.4% (4)	3.44	9
answered question						9
skipped question						0

24. Curriculum plans or policies in our school are developed with sufficient input from staff.

	Strongly Disagree	Disagree	Agree	Strongly Agree	Rating Average	Response Count
.	0.0% (0)	0.0% (0)	66.7% (6)	33.3% (3)	3.33	9
answered question						9
skipped question						0

25. Relationships in this school are built on:

	Strongly Disagree	Disagree	Agree	Strongly Agree	Rating Average	Response Count
Honesty	0.0% (0)	0.0% (0)	55.6% (5)	44.4% (4)	3.44	9
Trust	0.0% (0)	0.0% (0)	55.6% (5)	44.4% (4)	3.44	9
Mutual support	0.0% (0)	0.0% (0)	55.6% (5)	44.4% (4)	3.44	9
(Good/positive) Communication	0.0% (0)	0.0% (0)	33.3% (3)	66.7% (6)	3.67	9
Respect	0.0% (0)	0.0% (0)	44.4% (4)	55.6% (5)	3.56	9
Humor	0.0% (0)	0.0% (0)	44.4% (4)	55.6% (5)	3.56	9
answered question						9
skipped question						0





26. Students can and do find at least one adult in this school who they can talk with.

	Strongly Disagree	Disagree	Agree	Strongly Agree	Rating Average	Response Count
.	0.0% (0)	0.0% (0)	33.3% (3)	66.7% (6)	3.67	9
answered question						9
skipped question						0


27. Most of the school's students:

	Strongly Disagree	Disagree	Agree	Strongly Agree	Rating Average	Response Count
Behave with respect toward one another.	0.0% (0)	0.0% (0)	44.4% (4)	55.6% (5)	3.56	9
Behave with respect toward teachers and other adults.	0.0% (0)	0.0% (0)	44.4% (4)	55.6% (5)	3.56	9
answered question						9
skipped question						0




28. I am a:

		Response Percent	Response Count
Classroom Teacher		55.6%	5
Instructional Assistant/Paraeducator		11.1%	1
Certified Staff (other than classroom teacher)		22.2%	2
Other Staff		11.1%	1
answered question			9
skipped question			0

29. I work at:

		Response Percent	Response Count
Crossett Brook Middle School		0.0%	0
Fayston Elementary School		0.0%	0
Harwood Union High School		0.0%	0
Harwood Union Middle School		0.0%	0
Moretown Elementary School		0.0%	0
Thatcher Brook Primary School		0.0%	0
Waitsfield Elementary School		0.0%	0
Warren School		100.0%	9
		answered question	9
		skipped question	0

30. I have been working at this school for:

		Response Percent	Response Count
0-5 years		25.0%	2
6-10 years		12.5%	1
>10 years		62.5%	5
		answered question	8
		skipped question	1

31. If you wish, you may add comments in the box below.

	Response Count
	1
answered question	1
skipped question	8

Page 8, Q31. If you wish, you may add comments in the box below.

1	The school is focused on a team approach that includes a team of teachers with a special educator and support staff that strive to meet the needs of all children. There are many talented teachers who have a great deal of knowledge, wonderful ideas and skills to education children. Our principal has foster a team approach which has created one of the top schools in the state of Vermont. Yet, there is little recognition from Central Office. It appears that there is more interest in uniformity from Central Office than to recognize the strengths of each school and build on that.	Mar 9, 2011 12:26 AM
---	---	----------------------